



# IECC 2021 Zūm<sup>®</sup> Wireless Solutions Retail Applications

Crestron Electronics, Inc.

**Original Instructions**

The U.S. English version of this document is the original instructions.  
All other languages are a translation of the original instructions.

Crestron product development software is licensed to Crestron dealers and Crestron Service Providers (CSPs) under a limited nonexclusive, nontransferable Software Development Tools License Agreement. Crestron product operating system software is licensed to Crestron dealers, CSPs, and end-users under a separate End-User License Agreement. Both of these Agreements can be found on the Crestron website at [www.crestron.com/legal/software\\_license\\_agreement](http://www.crestron.com/legal/software_license_agreement).

The product warranty can be found at [www.crestron.com/warranty](http://www.crestron.com/warranty).

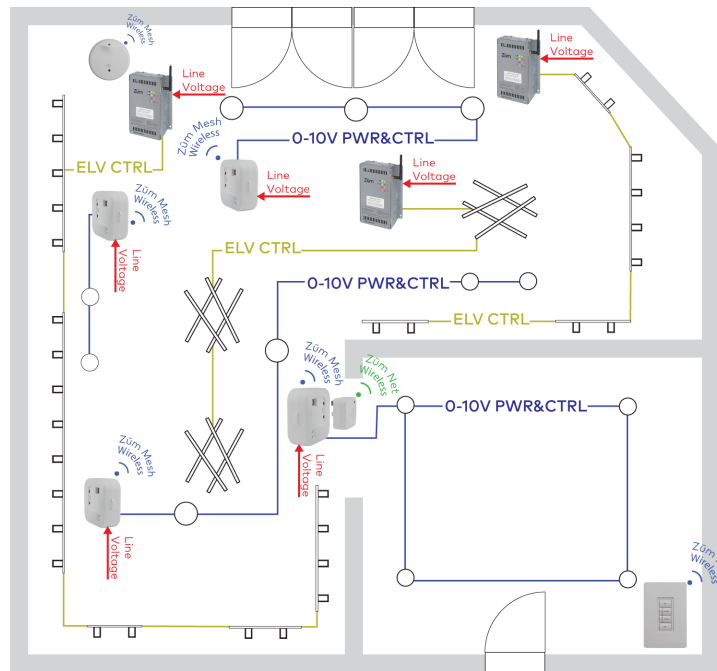
The specific patents that cover Crestron products are listed at [www.crestron.com/legal/patents](http://www.crestron.com/legal/patents).

Certain Crestron products contain open source software. For specific information, visit [www.crestron.com/opensource](http://www.crestron.com/opensource).






Crestron, the Crestron logo, and Zūm are either trademarks or registered trademarks of Crestron Electronics, Inc. in the United States and/or other countries. DALI is either a trademark or registered trademark of IEEE Industry Standards and Technology Organization, Inc. in the United States and/or other countries. Other trademarks, registered trademarks, and trade names may be used in this document to refer to either the entities claiming the marks and names or their products. Crestron disclaims any proprietary interest in the marks and names of others. Crestron is not responsible for errors in typography or photography.

©2021 Crestron Electronics, Inc.

# Zūm® Wireless: 0 - 10V Drivers



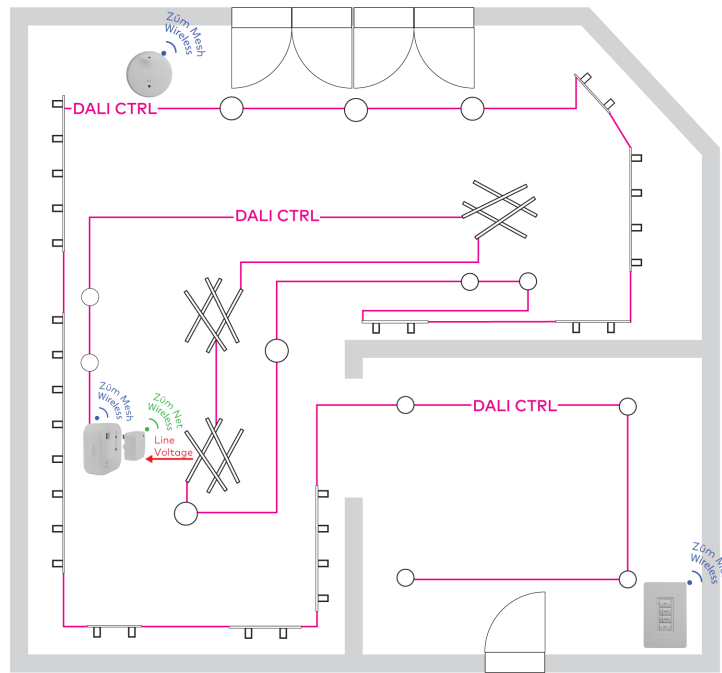
## Bill of Materials

Item	Product	Qty
	ZUMMESH-JBOX-16A-LV Zūm Mesh, Dimmer, 0-10V, 16A	3
	ZUMMESH-JBOX-16A-LV + NETBRIDGE Zūm Mesh, Dimmer, 0-10V, 16A + Network Bridge	1
	ZUMMESH-EXP-16A-DIMU Zūm Mesh Universal Dimmer, 16A	3
	ZUMMESH-KP10CBATT Zūm Mesh, Battery-Powered Keypad	1
	ZUMMESH-OL-PHOTOCELL-BATT Zūm Mesh, Battery-Powered Daylight Sensor	1




## Code

- Manual Control Device**  
C405.2.3.1, C405.2.6  
Physical control interface for occupant
- Programmable Timeclock**  
C405.2.2.1, C405.2.7.1, C405.2.7.2, C405.2.7.3, C405.2.7.4  
Programmed time Auto On, Auto Off

# Zūm® Wireless: DALI® Drivers



## Bill of Materials

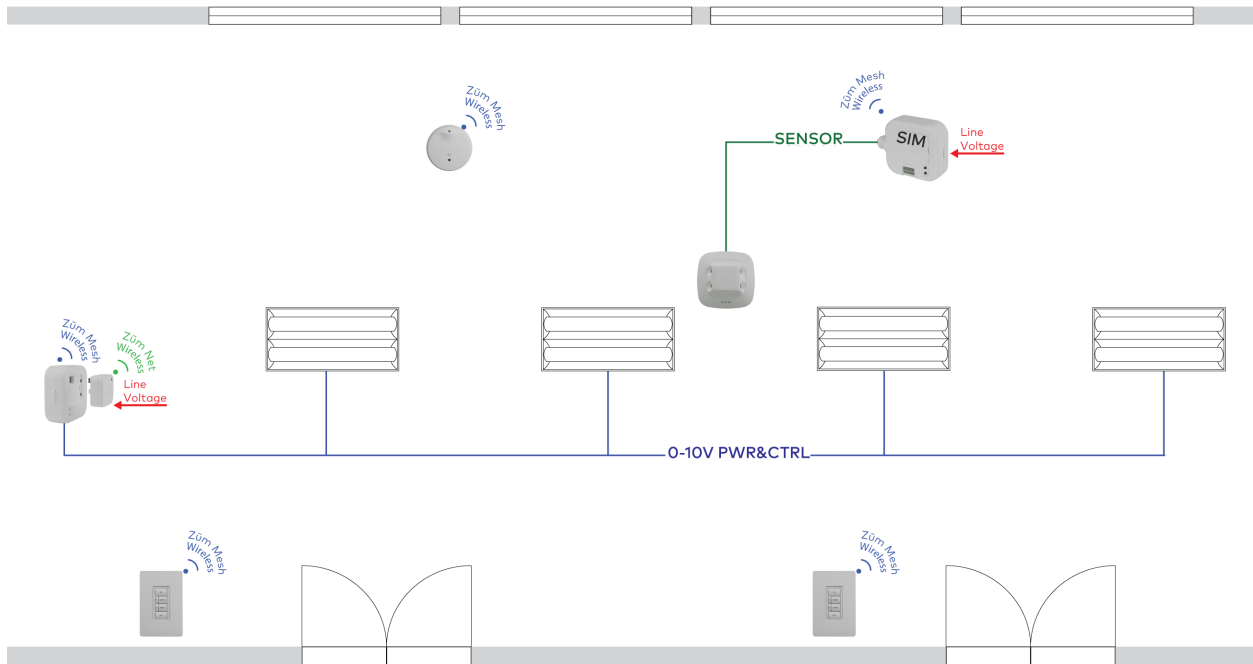
Item	Product	Qty
	ZUMMESH-JBOX-DALI + NETBRIDGE Zūm Mesh, DALI, + Network Bridge	1
	ZUMMESH-KP10CBATT Zūm Mesh, Battery-Powered Keypad	1
	ZUMMESH-OL-PHOTOCELL-BATT Zūm Mesh, Battery-Powered Daylight Sensor	1

## Code






**Manual Control Device**  
C405.2.3.1, C405.2.6  
Physical control interface for occupant

**Programmable Timeclock**  
C405.2.2.1, C405.2.7.1,  
C405.2.7.2, C405.2.7.3,  
C405.2.7.4  
Programmed time Auto On,  
Auto Off

# Zūm® Wireless: 0 - 10V Drivers



## Bill of Materials

Item	Product	Qty
	ZUMMESH-JBOX-16A-LV + NETBRIDGE Zūm Mesh, Dimmer, 0-10V, 16A + Network Bridge	1
	ZUMMESH-JBOX-SIM Zūm Mesh JBox Sensor	1
	ZUMMESH-KP10CBATT Zūm Mesh, Battery-Powered Keypad	2
	ZUMMESH-OL-PHOTOCELL-BATT Zūm Mesh, Battery-Powered Daylight Sensor	1
	GLA-US-HALLWAY-COM1-24 Occupancy Sensor	1

## Code

### Manual Control Device

C405.2.3.1, C405.2.6  
Physical control interface for occupant

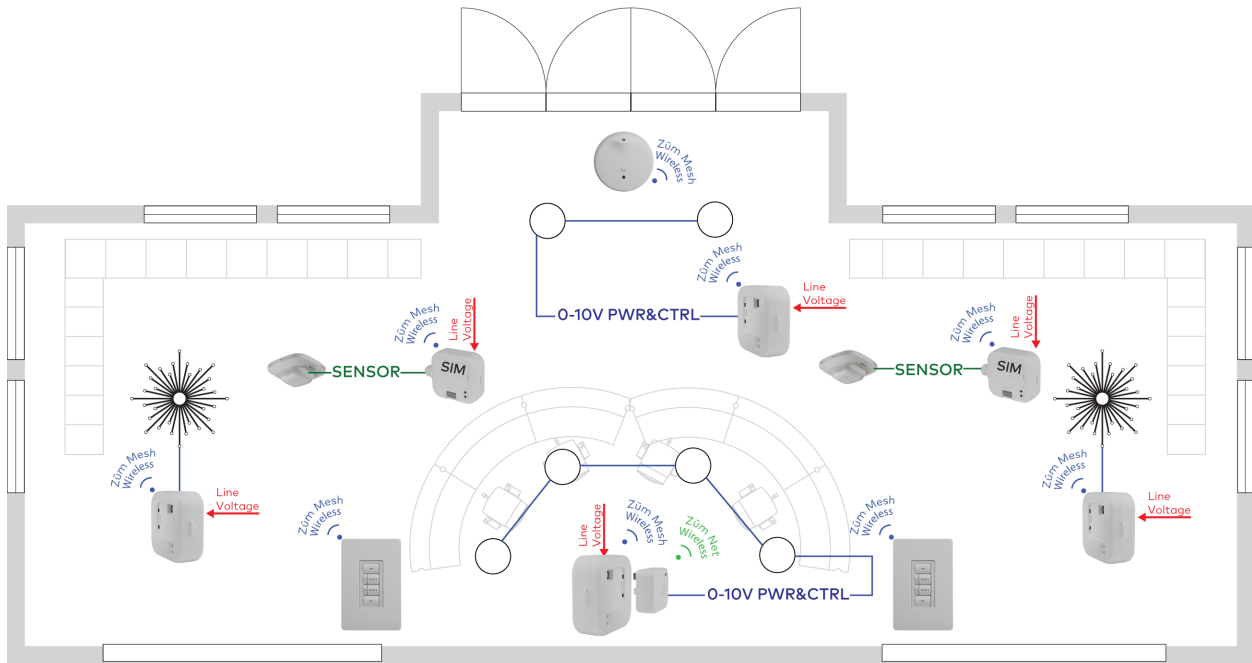
### Occupancy Sensor

C405.2.1, C405.2.1.1  
Motion detection: Automatic On, Automatic Off







### Daylight Response

C405.2.4, C405.2.4.1, C405.2.7.1  
Exception C405.2.4.1  
Adjust lights based on available daylight

# Zūm® Wireless: 0 - 10V Drivers



## Bill of Materials

Item	Product	Qty
	ZUMMESH-JBOX-16A-LV Zūm Mesh, Dimmer, 0-10V, 16A	3
	ZUMMESH-JBOX-16A-LV + NETBRIDGE Zūm Mesh, Dimmer, 0-10V, 16A + Network Bridge	1
	ZUMMESH-JBOX-SIM Zūm Mesh JBox Sensor	2
	ZUMMESH-KP10CBATT Zūm Mesh, Battery-Powered Keypad	2
	ZUMMESH-OL-PHOTOCELL-BATT Zūm Mesh, Battery-Powered Daylight Sensor	1
	GLA-IR-QUATTRO-HD-COM1-24 Presence Detector	2

## Code

- Manual Control Device**  
C405.2.3.1, C405.2.6  
Physical control interface for occupant

---

- Programmable Timeclock**  
C405.2.2.1, C405.2.7.1,  
C405.2.7.2, C405.2.7.3,  
C405.2.7.4  
Programmed time Auto On,  
Auto Off

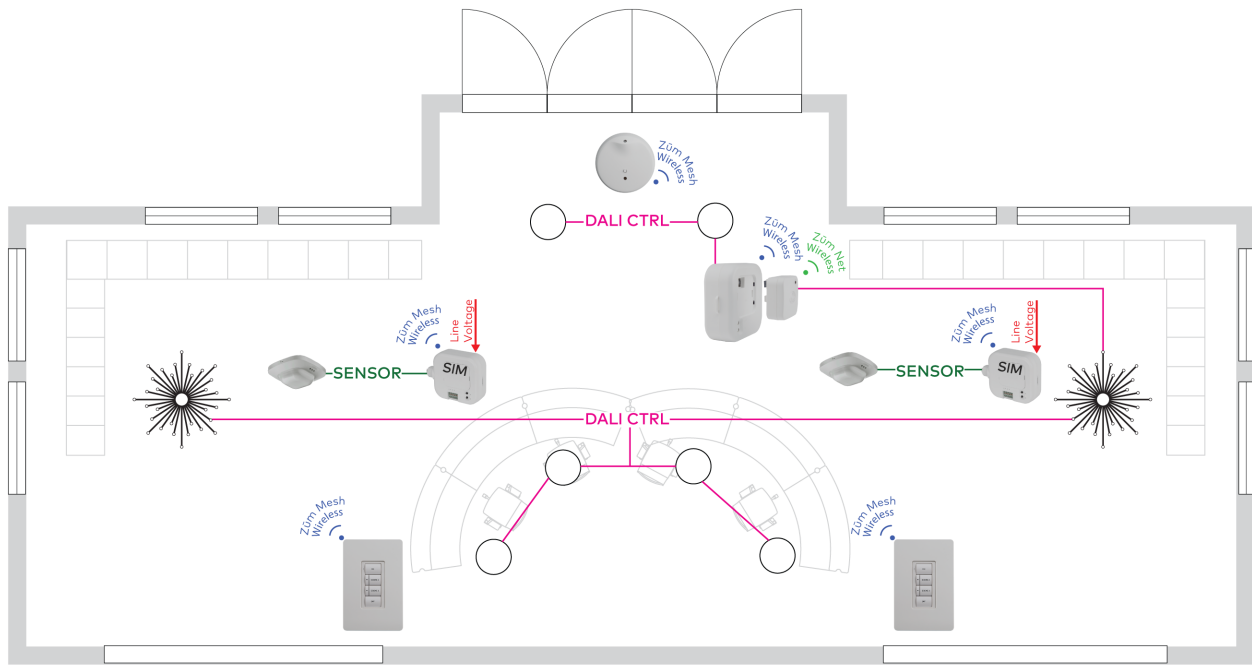
---

- Occupancy Sensor**  
C405.2.1, C405.2.1.1  
Motion detection: Automatic  
On, Automatic Off






---

- Daylight Response**  
C405.2.4, C405.2.4.1,  
C405.2.7.1  
Exception C405.2.4.1  
Adjust lights based on  
available daylight

# Zūm® Wireless: DALI® Drivers



## Bill of Materials

Item	Product	Qty
	ZUMMESH-JBOX-DALI + NETBRIDGE Zūm Mesh, DALI, + Network Bridge	1
	ZUMMESH-JBOX-SIM Zūm Mesh JBox Sensor	2
	ZUMMESH-KP10CBATT Zūm Mesh, Battery-Powered Keypad	2
	ZUMMESH-OL-PHOTOCELL-BATT Zūm Mesh, Battery-Powered Daylight Sensor	1
	GLA-IR-QUATTRO-HD-COM1-24 Presence Detector	2

## Code

### Programmable Timeclock

C405.2.2.1, C405.2.6.2,  
C405.2.6.3, C405.2.6.4

Programmable partial On

### Manual Control Device

C405.2.3.1, C405.2.6

Physical control interface for occupant

### Programmable Timeclock

C405.2.2.1, C405.2.7.1,  
C405.2.7.2, C405.2.7.3,  
C405.2.7.4

Programmed time Auto On,  
Auto Off

### Occupancy Sensor

C405.2.1, C405.2.1.1

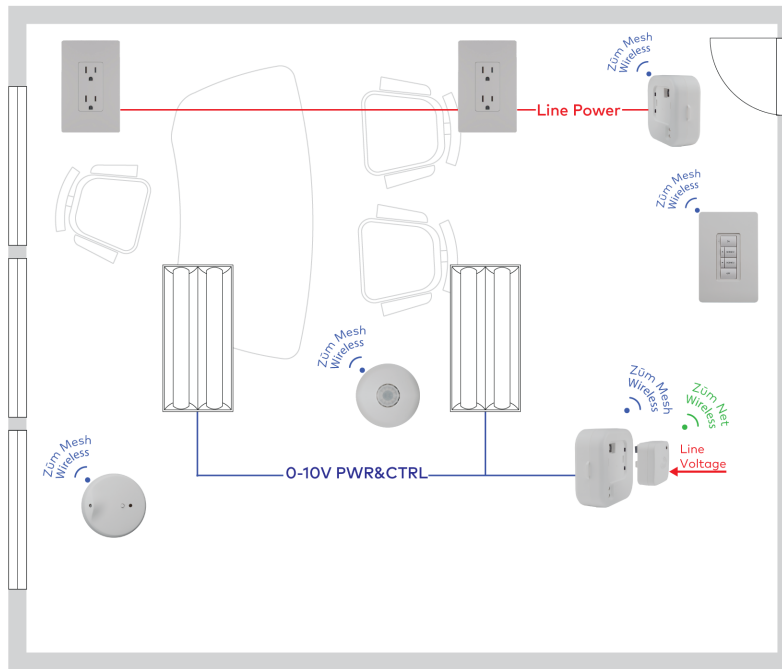
Motion detection: Automatic  
On, Automatic Off

### Daylight Response







C405.2.4, C405.2.4.1,  
C405.2.7.1

Exception C405.2.4.1  
Adjust lights based on  
available daylight

# Zūm® Wireless: 0 - 10V Drivers



## Bill of Materials

Item	Product	Qty
	ZUMMESH-JBOX-20A-PLUG Zūm Mesh, Plug, 100-240V, 20A	1
	ZUMMESH-JBOX-16A-LV + NETBRIDGE Zūm Mesh, Dimmer, 0-10V, 16A + Network Bridge	1
	ZUMMESH-KP10CBATT Zūm Mesh, Battery-Powered Keypad	1
	ZUMMESH-OL-PHOTOCELL-BATT Zūm Mesh, Battery-Powered Daylight Sensor	1
	ZUMMESH-PIR-VACANCY-BATT Zūm Mesh, Battery-Powered Vacancy Sensor	1
	Receptacle	2

## Code

**Manual Control Device**  
C405.2.3.1, C405.2.6  
Physical control interface for occupant

**Occupancy Sensor**  
C405.2.1, C405.2.1.1  
Motion detection: Automatic On, Automatic Off

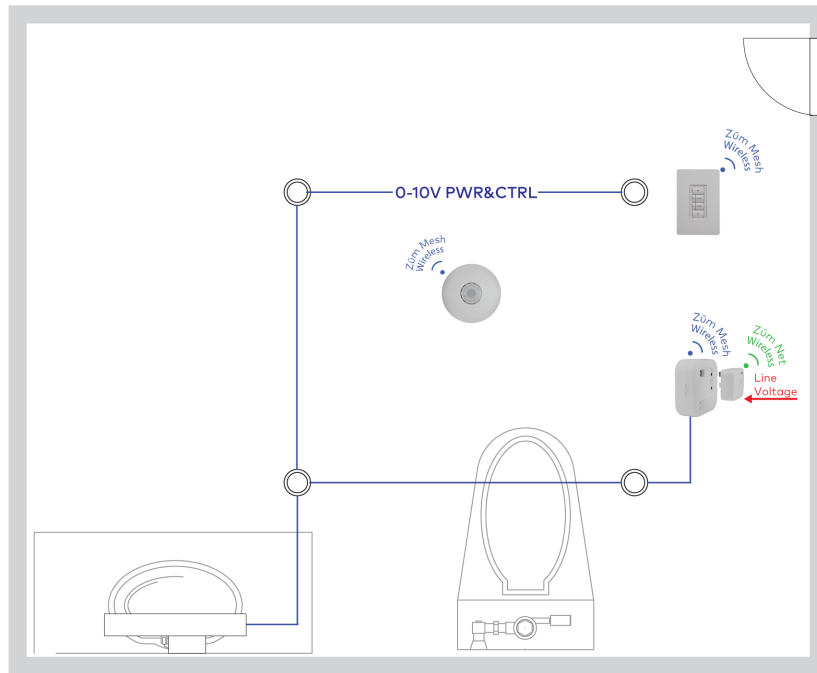
**Vacancy Sensor**  
C405.2.1.1  
Motion detection: Manual On, Automatic Off

**Daylight Response**  
C405.2.4, C405.2.4.1, C405.2.7.1  
Exception C405.2.4.1  
Adjust lights based on available daylight




**Controlled Receptacles**  
C405.11, C405.11.1,  
Control of receptacle power



# Zūm® Wireless: 0 - 10V Drivers



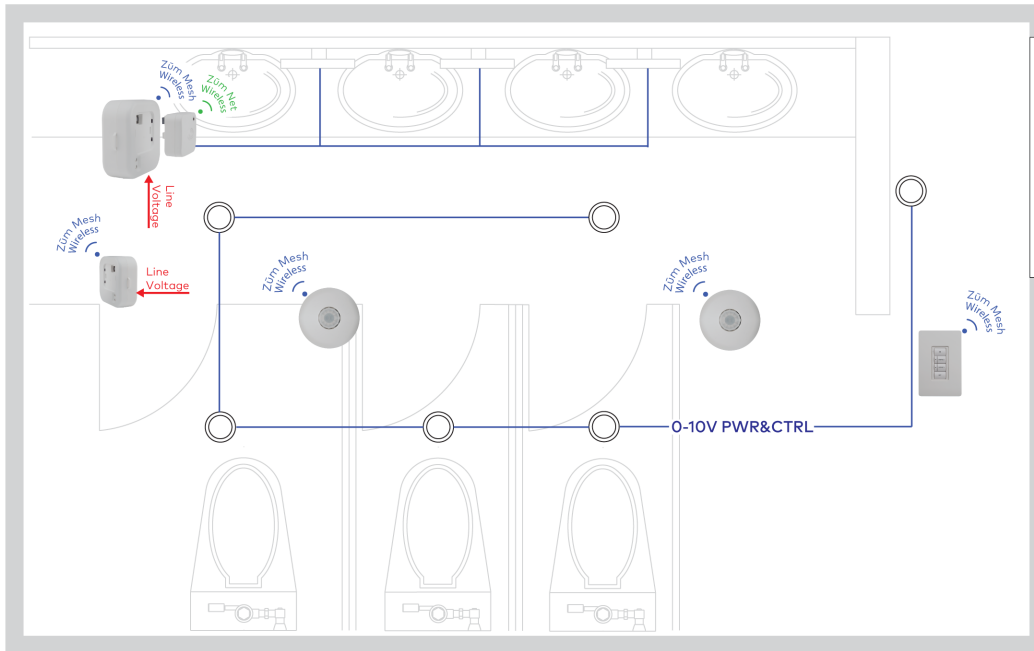
## Bill of Materials

Item	Product	Qty
	ZUMMESH-JBOX-16A-LV + NETBRIDGE Zūm Mesh, Dimmer, 0-10V, 16A + Network Bridge	1
	ZUMMESH-KP10CBATT Zūm Mesh, Battery-Powered Keypad	1
	ZUMMESH-PIR-OCCUPANCY-BATT Zūm Mesh, Battery-Powered Sensor	1





## Code

- Manual Control Device**  
C405.2.3.1, C405.2.6  
Physical control interface for occupant
- Occupancy Sensor**  
C405.2.1, C405.2.1.1  
Motion detection: Automatic On, Automatic Off
- Daylight Response**  
C405.2.4, C405.2.4.1, C405.2.7.1  
Exception C405.2.4.1  
Adjust lights based on available daylight

# Zūm® Wireless: 0 - 10V Drivers



## Bill of Materials

Item	Product	Qty
	ZUMMESH-JBOX-16A-LV Zūm Mesh, Dimmer, 0-10V, 16A	1
	ZUMMESH-JBOX-16A-LV + NETBRIDGE Zūm Mesh, Dimmer, 0-10V, 16A + Network Bridge	1
	ZUMMESH-KP10CBATT Zūm Mesh, Battery-Powered Keypad	1
	ZUMMESH-PIR-OCCUPANCY-BATT Zūm Mesh, Battery-Powered Sensor	2

## Code

- Manual Control Device**  
C405.2.3.1, C405.2.6  
Physical control interface for occupant

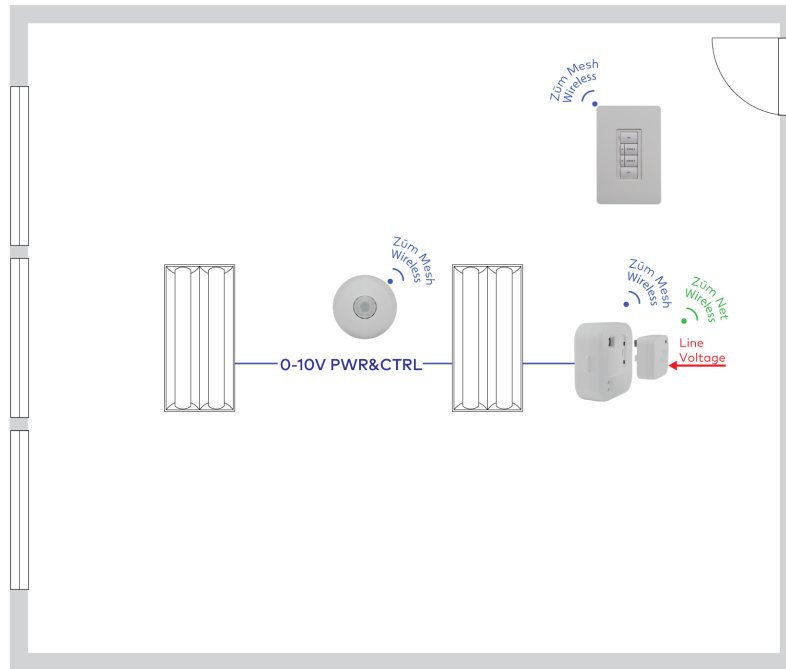
---

- Occupancy Sensor**  
C405.2.1, C405.2.1.1  
Motion detection: Automatic On, Automatic Off




---

- Daylight Response**  
C405.2.4, C405.2.4.1, C405.2.7.1  
Exception C405.2.4.1  
Adjust lights based on available daylight

## Zūm® Wireless: 0 - 10V Drivers



### Bill of Materials

Item	Product	Qty
	ZUMMESH-JBOX-16A-LV + NETBRIDGE Zūm Mesh, Dimmer, 0-10V, 16A + Network Bridge	1
	ZUMMESH-KP10CBATT Zūm Mesh, Battery-Powered Keypad	1
	ZUMMESH-PIR-VACANCY-BATT Zūm Mesh, Battery-Powered Vacancy Sensor	1

### Code

#### Manual Control Device

C405.2.3.1, C405.2.6  
Physical control interface for occupant

#### Occupancy Sensor

C405.2.1, C405.2.1.1  
Motion detection: Automatic On, Automatic Off

#### Vacancy Sensor

C405.2.1.1  
Motion detection: Manual On, Automatic Off

#### Daylight Response

C405.2.4, C405.2.4.1, C405.2.7.1  
Exception C405.2.4.1  
Adjust lights based on available daylight

---

**Contact Info**

---

Name

Company

Address 1

Address 2

City, State, Zip

Phone

Email

Website

---

---

**Project Notes**

---

Square Footage	Cost/Sq. Ft.