



IECC 2021 Zūm[®] Wireless Solutions Office Applications

Crestron Electronics, Inc.

Original Instructions

The U.S. English version of this document is the original instructions.
All other languages are a translation of the original instructions.

Crestron product development software is licensed to Crestron dealers and Crestron Service Providers (CSPs) under a limited nonexclusive, nontransferable Software Development Tools License Agreement. Crestron product operating system software is licensed to Crestron dealers, CSPs, and end-users under a separate End-User License Agreement. Both of these Agreements can be found on the Crestron website at www.crestron.com/legal/software_license_agreement.

The product warranty can be found at www.crestron.com/warranty.

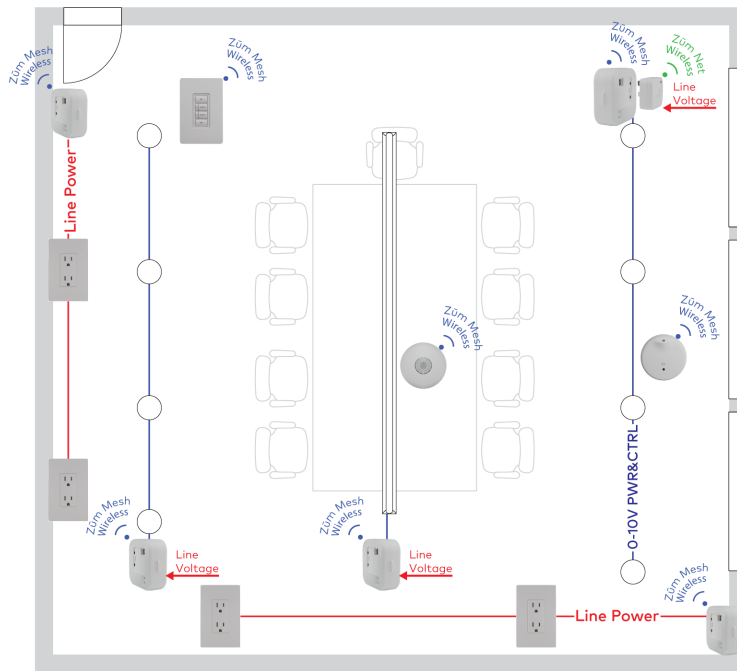
The specific patents that cover Crestron products are listed at www.crestron.com/legal/patents.

Certain Crestron products contain open source software. For specific information, visit www.crestron.com/opensource.








Crestron, the Crestron logo, and Zūm are either trademarks or registered trademarks of Crestron Electronics, Inc. in the United States and/or other countries. DALI is either a trademark or registered trademark of IEEE Industry Standards and Technology Organization, Inc. in the United States and/or other countries. Other trademarks, registered trademarks, and trade names may be used in this document to refer to either the entities claiming the marks and names or their products. Crestron disclaims any proprietary interest in the marks and names of others. Crestron is not responsible for errors in typography or photography.

©2021 Crestron Electronics, Inc.

Zūm® Wireless: 0 - 10V Drivers



Bill of Materials

Item	Product	Qty
	ZUMMESH-JBOX-20A-PLUG Zūm Mesh, Plug, 100-240V, 20A	2
	ZUMMESH-JBOX-16A-LV Zūm Mesh, Dimmer, 0-10V, 16A	2
	ZUMMESH-JBOX-16A-LV + NETBRIDGE Zūm Mesh, Dimmer, 0-10V, 16A + Network Bridge	1
	ZUMMESH-KP10CBATT Zūm Mesh, Battery-Powered Keypad	1
	ZUMMESH-OL-PHOTOCELL-BATT Zūm Mesh, Battery-Powered Daylight Sensor	1
	ZUMMESH-PIR-VACANCY-BATT Zūm Mesh, Battery-Powered Vacancy Sensor	1
	Receptacle	4

Code

- Manual Control Device**
C405.2.3.1, C405.2.6
Physical control interface for occupant

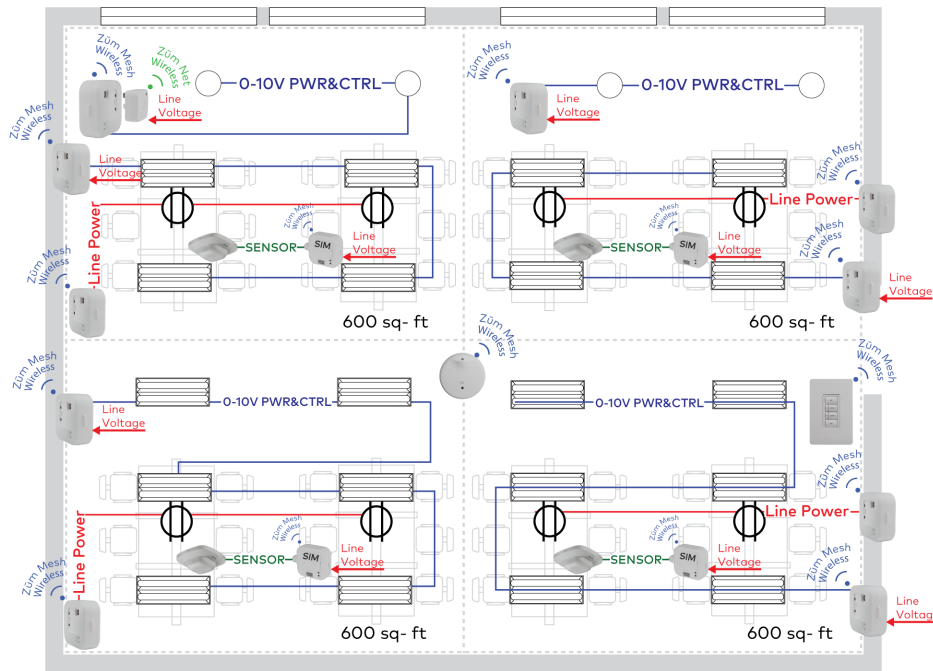
- Occupancy Sensor**
C405.2.1, C405.2.1.1
Motion detection: Automatic On, Automatic Off

- Vacancy Sensor**
C405.2.1.1
Motion detection: Manual On, Automatic Off

- Daylight Response**
C405.2.4, C405.2.4.1, C405.2.7.1
Exception C405.2.4.1
Adjust lights based on available daylight








- Controlled Receptacles**
C405.11, C405.11.1,
Control of receptacle power

Zūm® Wireless: 0 - 10V Drivers



Open offices are controlled separately in zones with floor areas no greater than 600 sq ft. When a zone is vacant for 20 minutes, lights automatically reduce by 80%. If all zones are vacant, the lights turn off. For more information, refer to code section C405.2.1.3.

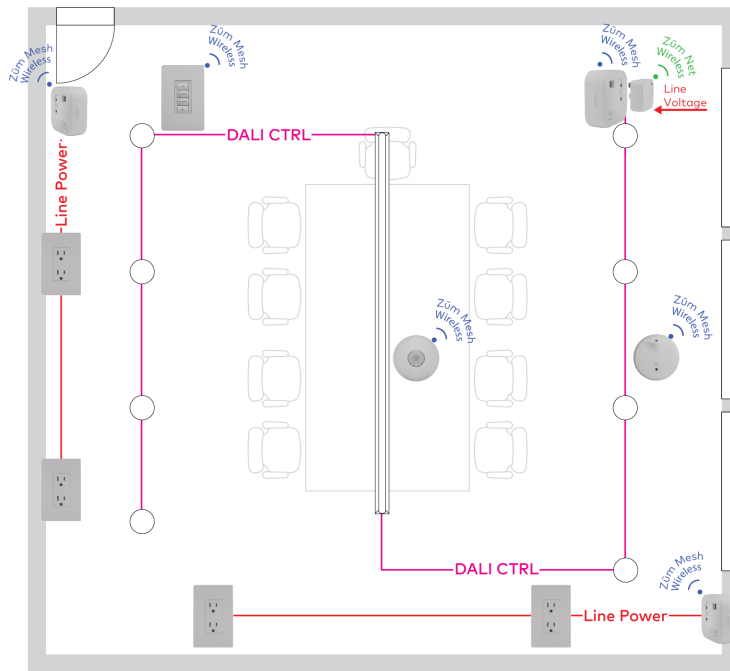
Bill of Materials

Item	Product	Qty
	ZUMMESH-JBOX-20A-PLUG Zūm Mesh, Plug, 100-240V, 20A	4
	ZUMMESH-JBOX-16A-LV Zūm Mesh, Dimmer, 0-10V, 16A	5
	ZUMMESH-JBOX-16A-LV + NETBRIDGE Zūm Mesh, Dimmer, 0-10V, 16A + Network Bridge	1
	ZUMMESH-JBOX-SIM Zūm Mesh JBox Sensor	4
	ZUMMESH-KP10CBATT Zūm Mesh, Battery-Powered Keypad	1
	ZUMMESH-OL-PHOTOCELL-BATT Zūm Mesh, Battery-Powered Daylight Sensor	1
	GLA-IR-QUATTRO-HD-COM1-24 Presence Detector	4






Code

- Manual Control Device**
C405.2.3.1, C405.2.6
Physical control interface for occupant
- Occupancy Sensor**
C405.2.1, C405.2.1.1
Motion detection: Automatic On, Automatic Off
- Daylight Response**
C405.2.4, C405.2.4.1, C405.2.7.1
Exception C405.2.4.1
Adjust lights based on available daylight
- Controlled Receptacles**
C405.11, C405.11.1,
Control of receptacle power

Zūm® Wireless: DALI® Drivers



Bill of Materials

Item	Product	Qty
	ZUMMESH-JBOX-20A-PLUG Zūm Mesh, Plug, 100-240V, 20A	2
	ZUMMESH-JBOX-DALI + NETBRIDGE Zūm Mesh, DALI, + Network Bridge	1
	ZUMMESH-KP10CBATT Zūm Mesh, Battery-Powered Keypad	1
	ZUMMESH-OL-PHOTOCELL-BATT Zūm Mesh, Battery-Powered Daylight Sensor	1
	ZUMMESH-PIR-VACANCY-BATT Zūm Mesh, Battery-Powered Vacancy Sensor	1

Code

- Manual Control Device**
C405.2.3.1, C405.2.6
Physical control interface for occupant

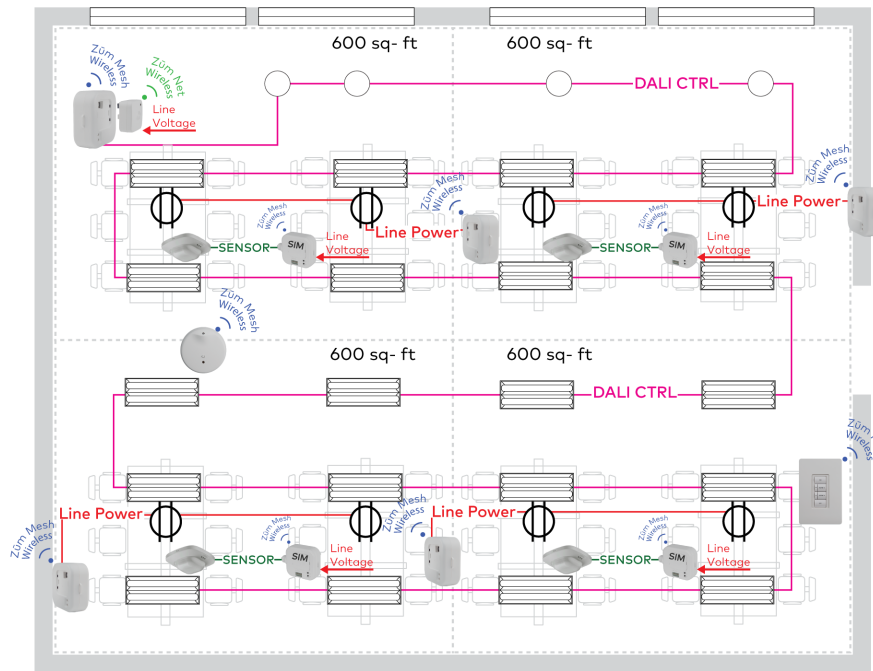
- Occupancy Sensor**
C405.2.1, C405.2.1.1
Motion detection: Automatic On, Automatic Off

- Vacancy Sensor**
C405.2.1.1
Motion detection: Manual On, Automatic Off

- Daylight Response**
C405.2.4, C405.2.4.1, C405.2.7.1
Exception C405.2.4.1
Adjust lights based on available daylight






- Controlled Receptacles**
C405.11, C405.11.1,
Control of receptacle power

Zūm® Wireless: DALI® Drivers



Open offices are controlled separately in zones with floor areas no greater than 600 sq ft. When a zone is vacant for 20 minutes, lights automatically reduce by 80%. If all zones are vacant, the lights turn off. For more information, refer to code section C405.2.1.3.

Bill of Materials

Item	Product	Qty
	ZUMMESH-JBOX-DALI + NETBRIDGE Zūm Mesh, DALI, + Network Bridge	1
	ZUMMESH-JBOX-SIM Zūm Mesh JBox Sensor	4
	ZUMMESH-KP10CBATT Zūm Mesh, Battery-Powered Keypad	1
	ZUMMESH-OL-PHOTOCELL-BATT Zūm Mesh, Battery-Powered Daylight Sensor	1
	GLA-IR-QUATTRO-HD-COM1-24 Presence Detector	4

Code

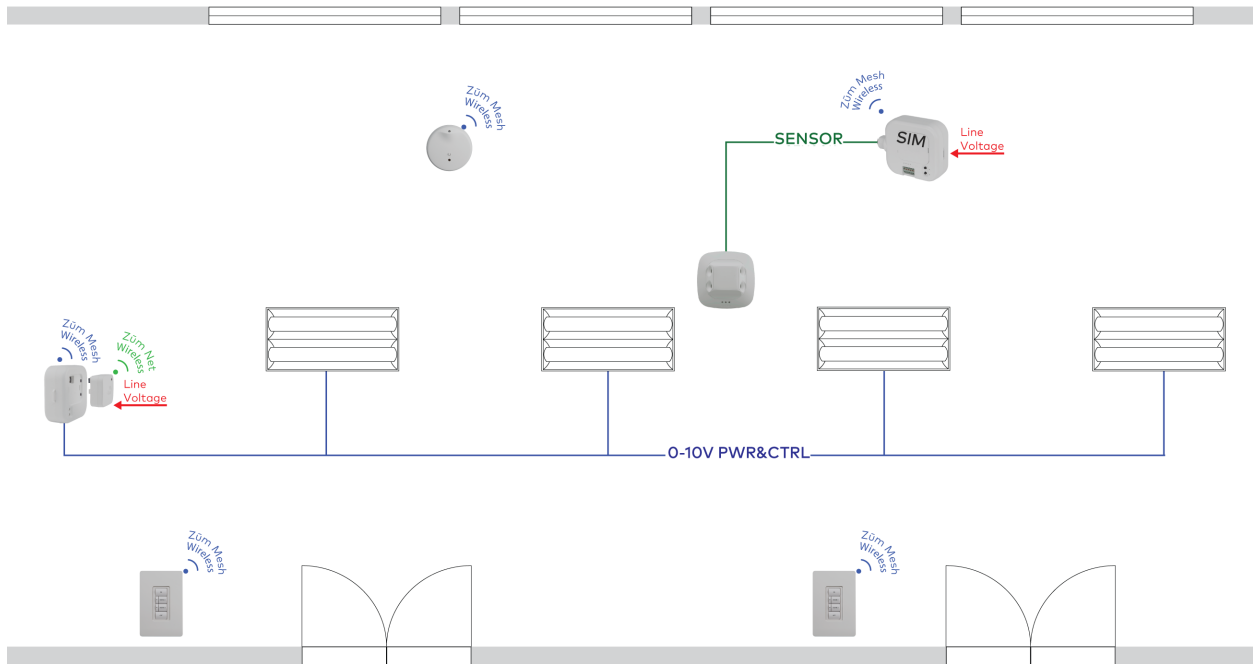
- Manual Control Device**
C405.2.3.1, C405.2.6
Physical control interface for occupant

- Occupancy Sensor**
C405.2.1, C405.2.1.1
Motion detection: Automatic On, Automatic Off






- Daylight Response**
C405.2.4, C405.2.4.1, C405.2.7.1
Exception C405.2.4.1
Adjust lights based on available daylight

- Controlled Receptacles**
C405.11, C405.11.1,
Control of receptacle power

Zūm® Wireless: 0 - 10V Drivers



Bill of Materials

Item	Product	Qty
	ZUMMESH-JBOX-16A-LV + NETBRIDGE Zūm Mesh, Dimmer, 0-10V, 16A + Network Bridge	1
	ZUMMESH-JBOX-SIM Zūm Mesh JBox Sensor	1
	ZUMMESH-KP10CBATT Zūm Mesh, Battery-Powered Keypad	2
	ZUMMESH-OL-PHOTOCELL-BATT Zūm Mesh, Battery-Powered Daylight Sensor	1
	GLA-US-HALLWAY-COM1-24 Occupancy Sensor	1

Code

Manual Control Device

C405.2.3.1, C405.2.6
Physical control interface for occupant

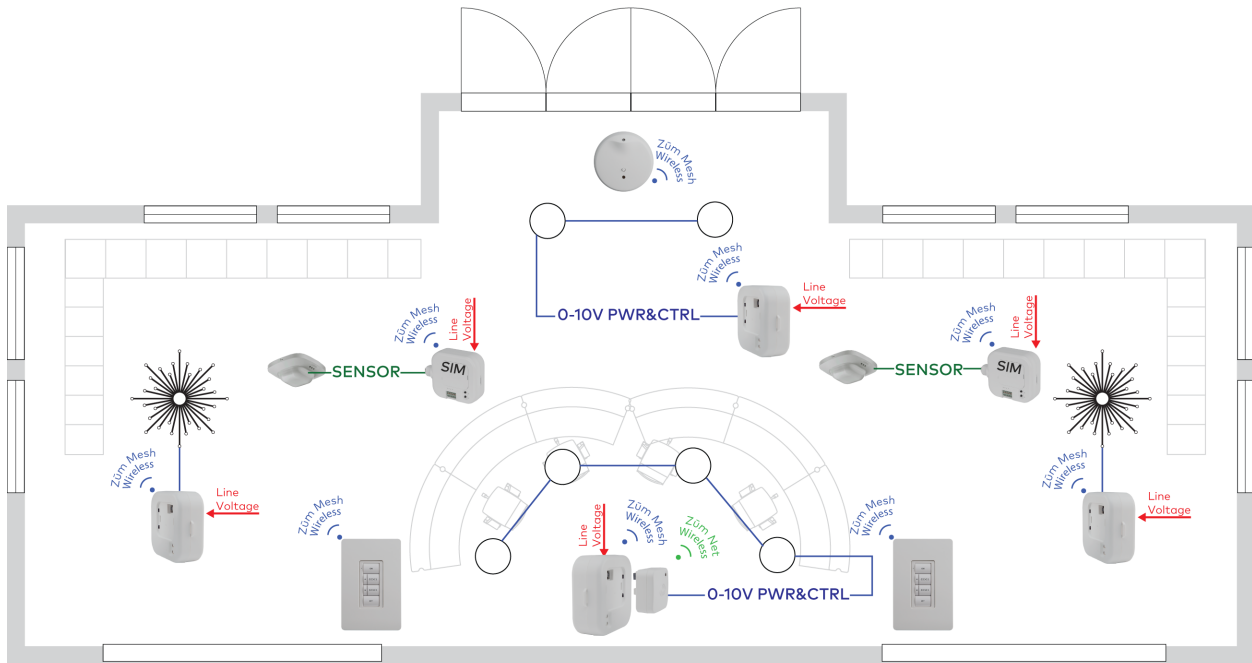
Occupancy Sensor

C405.2.1, C405.2.1.1
Motion detection: Automatic On, Automatic Off







Daylight Response

C405.2.4, C405.2.4.1, C405.2.7.1
Exception C405.2.4.1
Adjust lights based on available daylight

Zūm® Wireless: 0 - 10V Drivers



Bill of Materials

Item	Product	Qty
	ZUMMESH-JBOX-16A-LV Zūm Mesh, Dimmer, 0-10V, 16A	3
	ZUMMESH-JBOX-16A-LV + NETBRIDGE Zūm Mesh, Dimmer, 0-10V, 16A + Network Bridge	1
	ZUMMESH-JBOX-SIM Zūm Mesh JBox Sensor	2
	ZUMMESH-KP10CBATT Zūm Mesh, Battery-Powered Keypad	2
	ZUMMESH-OL-PHOTOCELL-BATT Zūm Mesh, Battery-Powered Daylight Sensor	1
	GLA-IR-QUATTRO-HD-COM1-24 Presence Detector	2

Code

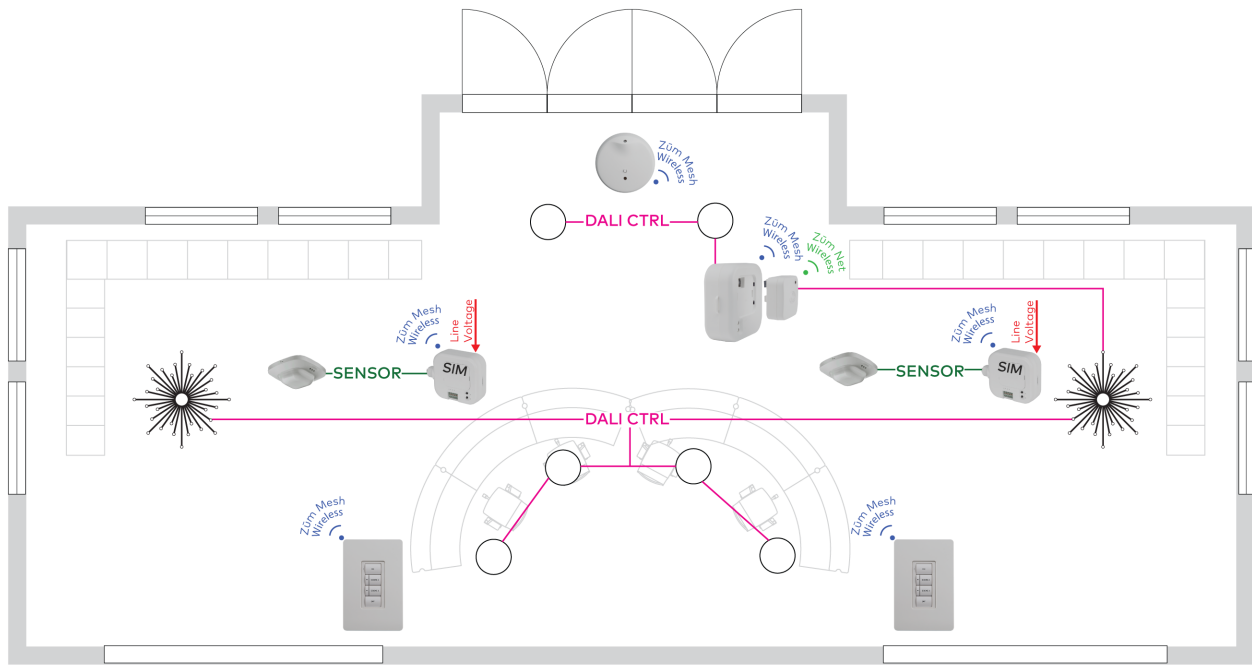
- Manual Control Device**
C405.2.3.1, C405.2.6
Physical control interface for occupant

- Programmable Timeclock**
C405.2.2.1, C405.2.7.1,
C405.2.7.2, C405.2.7.3,
C405.2.7.4
Programmed time Auto On,
Auto Off






- Occupancy Sensor**
C405.2.1, C405.2.1.1
Motion detection: Automatic
On, Automatic Off

- Daylight Response**
C405.2.4, C405.2.4.1,
C405.2.7.1
Exception C405.2.4.1
Adjust lights based on
available daylight

Zūm® Wireless: DALI® Drivers



Bill of Materials

Item	Product	Qty
	ZUMMESH-JBOX-DALI + NETBRIDGE Zūm Mesh, DALI, + Network Bridge	1
	ZUMMESH-JBOX-SIM Zūm Mesh JBox Sensor	2
	ZUMMESH-KP10CBATT Zūm Mesh, Battery-Powered Keypad	2
	ZUMMESH-OL-PHOTOCELL-BATT Zūm Mesh, Battery-Powered Daylight Sensor	1
	GLA-IR-QUATTRO-HD-COM1-24 Presence Detector	2

Code

Programmable Timeclock

C405.2.2.1, C405.2.6.2,
C405.2.6.3, C405.2.6.4

Programmable partial On

Manual Control Device

C405.2.3.1, C405.2.6

Physical control interface for occupant

Programmable Timeclock

C405.2.2.1, C405.2.7.1,
C405.2.7.2, C405.2.7.3,
C405.2.7.4

Programmed time Auto On,
Auto Off

Occupancy Sensor

C405.2.1, C405.2.1.1

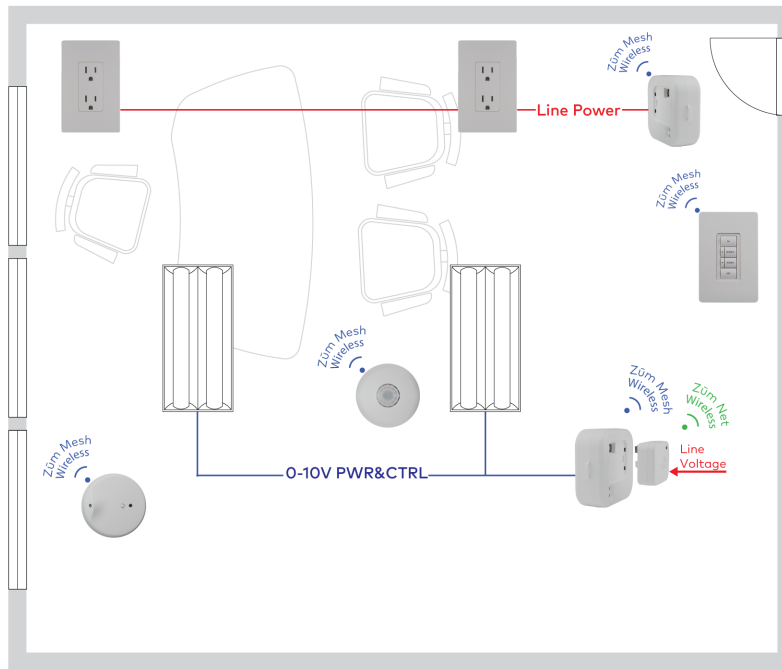
Motion detection: Automatic
On, Automatic Off

Daylight Response







C405.2.4, C405.2.4.1,
C405.2.7.1

Exception C405.2.4.1
Adjust lights based on
available daylight

Zūm® Wireless: 0 - 10V Drivers



Bill of Materials

Item	Product	Qty
	ZUMMESH-JBOX-20A-PLUG Zūm Mesh, Plug, 100-240V, 20A	1
	ZUMMESH-JBOX-16A-LV + NETBRIDGE Zūm Mesh, Dimmer, 0-10V, 16A + Network Bridge	1
	ZUMMESH-KP10CBATT Zūm Mesh, Battery-Powered Keypad	1
	ZUMMESH-OL-PHOTOCELL-BATT Zūm Mesh, Battery-Powered Daylight Sensor	1
	ZUMMESH-PIR-VACANCY-BATT Zūm Mesh, Battery-Powered Vacancy Sensor	1
	Receptacle	2

Code

Manual Control Device
C405.2.3.1, C405.2.6
Physical control interface for occupant

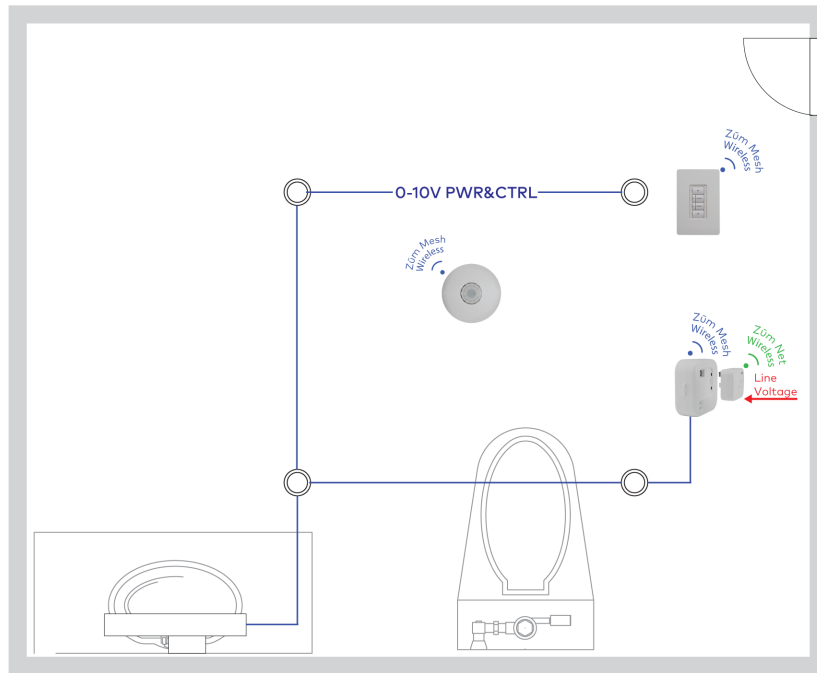
Occupancy Sensor
C405.2.1, C405.2.1.1
Motion detection: Automatic On, Automatic Off

Vacancy Sensor
C405.2.1.1
Motion detection: Manual On, Automatic Off




Daylight Response
C405.2.4, C405.2.4.1, C405.2.7.1
Exception C405.2.4.1
Adjust lights based on available daylight

Controlled Receptacles
C405.11, C405.11.1,
Control of receptacle power

Zūm® Wireless: 0 - 10V Drivers



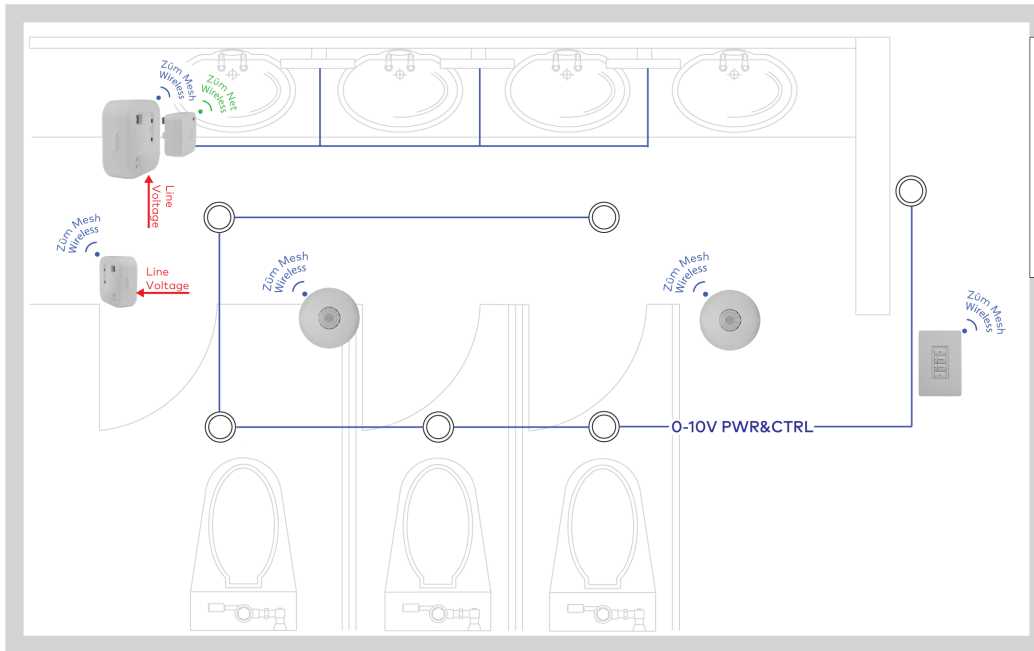
Bill of Materials

Item	Product	Qty
	ZUMMESH-JBOX-16A-LV + NETBRIDGE Zūm Mesh, Dimmer, 0-10V, 16A + Network Bridge	1
	ZUMMESH-KP10CBATT Zūm Mesh, Battery-Powered Keypad	1
	ZUMMESH-PIR-OCCUPANCY-BATT Zūm Mesh, Battery-Powered Sensor	1





Code

- Manual Control Device**
C405.2.3.1, C405.2.6
Physical control interface for occupant
- Occupancy Sensor**
C405.2.1, C405.2.1.1
Motion detection: Automatic On, Automatic Off
- Daylight Response**
C405.2.4, C405.2.4.1, C405.2.7.1
Exception C405.2.4.1
Adjust lights based on available daylight

Zūm® Wireless: 0 - 10V Drivers



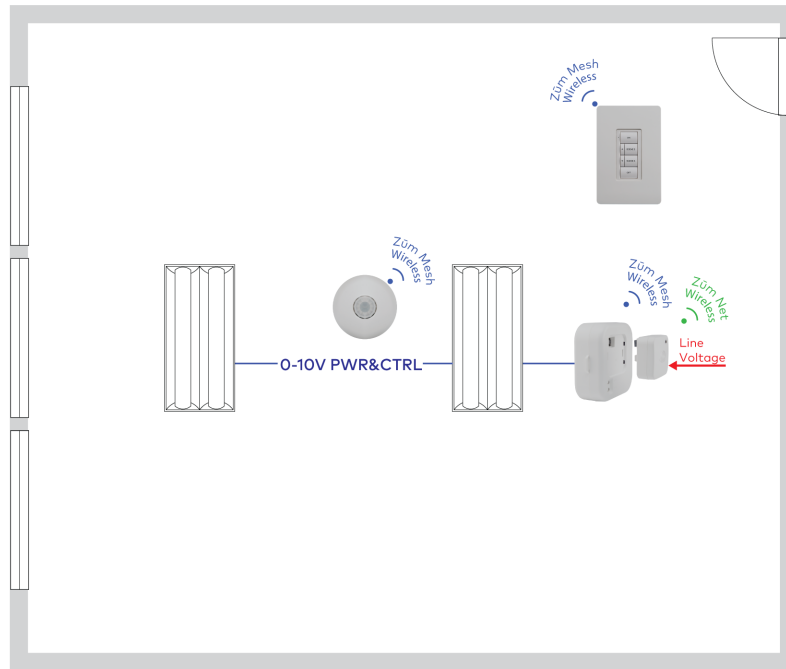
Bill of Materials

Item	Product	Qty
	ZUMMESH-JBOX-16A-LV Zūm Mesh, Dimmer, 0-10V, 16A	1
	ZUMMESH-JBOX-16A-LV + NETBRIDGE Zūm Mesh, Dimmer, 0-10V, 16A + Network Bridge	1
	ZUMMESH-KP10CBATT Zūm Mesh, Battery-Powered Keypad	1
	ZUMMESH-PIR-OCCUPANCY-BATT Zūm Mesh, Battery-Powered Sensor	2




Code

- Manual Control Device**
C405.2.3.1, C405.2.6
Physical control interface for occupant
- Occupancy Sensor**
C405.2.1, C405.2.1.1
Motion detection: Automatic On, Automatic Off
- Daylight Response**
C405.2.4, C405.2.4.1, C405.2.7.1
Exception C405.2.4.1
Adjust lights based on available daylight

Zūm® Wireless: 0 - 10V Drivers



Bill of Materials

Item	Product	Qty
	ZUMMESH-JBOX-16A-LV + NETBRIDGE Zūm Mesh, Dimmer, 0-10V, 16A + Network Bridge	1
	ZUMMESH-KP10CBATT Zūm Mesh, Battery-Powered Keypad	1
	ZUMMESH-PIR-VACANCY-BATT Zūm Mesh, Battery-Powered Vacancy Sensor	1

Code

Manual Control Device

C405.2.3.1, C405.2.6
Physical control interface for occupant

Occupancy Sensor

C405.2.1, C405.2.1.1
Motion detection: Automatic On, Automatic Off

Vacancy Sensor

C405.2.1.1
Motion detection: Manual On, Automatic Off

Daylight Response

C405.2.4, C405.2.4.1, C405.2.7.1
Exception C405.2.4.1
Adjust lights based on available daylight

Contact Info

Name

Company

Address 1

Address 2

City, State, Zip

Phone

Email

Website

Project Notes

Square Footage

Cost/Sq. Ft.

--	--