

GLA-US-WLS-1 by Steinel

Ultrasonic Wall Switch Occupancy Sensor



The US WLS 1 is a line voltage, single relay, Ultrasonic (40 kHz) wall switch occupancy sensor intended to control lighting in commercial spaces. Ultrasonic is used where the sensor will not have a clear line of site of the occupants in the desired coverage area. The hold OFF photocell daylight option will keep the lighting load off when the light level is greater than the threshold level setting. The convenient “Switch Link” feature enables up to four sensors to link together for peer to peer grouping achieving expanded detection zones and multiway switching.

Applications

The typical application is for small offices, restrooms with two stalls and utility/storage rooms. For best performance use this sensor in enclosed spaces no larger than 15' x 15'.

Key Features:

- 40 kHz ultrasonic wall switch occupancy sensor
- Adjustable ultrasonic reach setting from 25% to 100%
- Line voltage lighting control (120/230/277 VAC, 50/60 Hz)
- 180° coverage pattern
- Manual ON or Automatic ON option
- Light level feature keeps lights OFF when sufficient daylight is present
- Mounts to a single-gang NEMA-style, standard switch box & decorator-style wall plate by others
- “Switch Link” communication allows for up to 4 sensors to be grouped together
- IQ Mode dynamically adjusts the ‘ON’ time delay by learning individual room occupancy
- Walk through mode option will switch the load OFF in 3 minutes if no additional detection occurs after the first 30 seconds
- Audible alert feature provides an audible warning that the load will shut-OFF in 10 seconds unless additional motion is detected
- Visible alert feature provides a momentary OFF/ON blink, warning that the load will shut OFF in 10 seconds unless additional motion is detected
- Service mode option deactivates the automated functions of the sensor and the load is only manually controlled using the ON/OFF button

| | |
|-----------------------------------------------------|-------------------------------------------------------------------------------------------------------------------------------------------------------------------------------------|
| Item No. | US WLS 1-W (white) US WLS 1-LA (light almond) |
| Voltage | 120/230/277 VAC, 50/60 Hz |
| Mounting | single-gang NEMA-style switch box (standard switch box) & decorator-style wall plate by others |
| Load Rating | 0-800 watts @ 120/230/277 VAC, 50/60 Hz tungsten, magnetic or electronic ballast • 1/6 hp 0-600 watts @ 120/230/277 VAC, 50/60 Hz CFL or LED electronic ballasts C ≤ 132 µF max. |
| Sensing Technology | 40 kHz ultrasonic |
| Time Setting | IQ/Test, 5, 15, 30 minutes |
| Light Level Setting | 80 - 2000 lux / 8 - 200 fc |
| Environment | IP20 rated, 0°C to +40°C, 32°F to +104°F |
| Ultrasonic Coverage at 1.2 m / 4 ft Mounting Height | minor motion: max. 8 x 8 m (64 sq.m.) max. 18 x 12 ft (216 sq.ft.) radially: max. 7 m (77 sq.m.) 24 ft (904 sq.ft.) tangentially: max. 7 m (77 sq.m.) 24 ft (904 sq.ft.) |
| Dimensions | 105 x 44.1 x 45.1 mm, 4.13 x 1.74 x 1.78 in (LxWxD) |
| Warranty | 5 years |
| Certifications | C-UL-US Listed, RoHS compliant, California Compliant |

40
kHz

Ultrasonic



18 Ft Minor Motion
24 Ft Tangential



8 - 200 fc

120 / 230 /
277 V

Line Voltage



IQ/Test, 5, 15, 30 Min

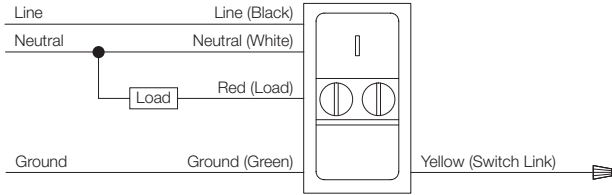
GLA-US-WLS-1 by Steinel

Dual Technology Vacancy Sensor

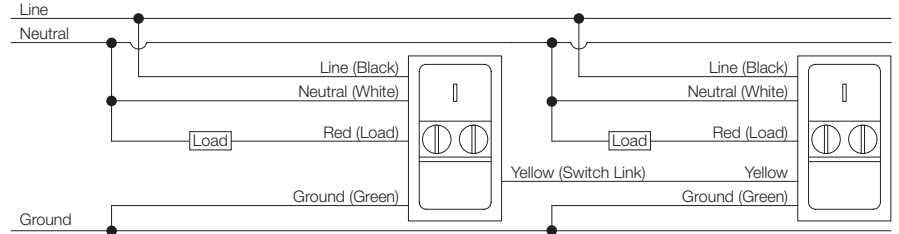


Wiring

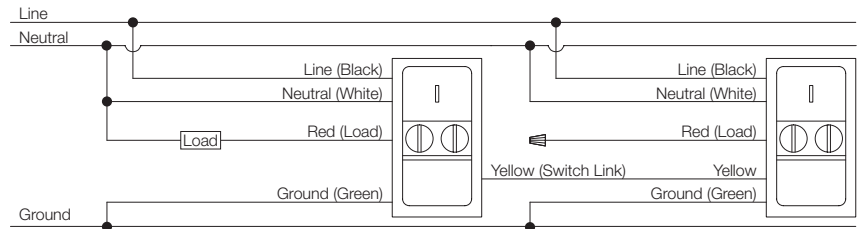
WLS 1 Basic Wiring



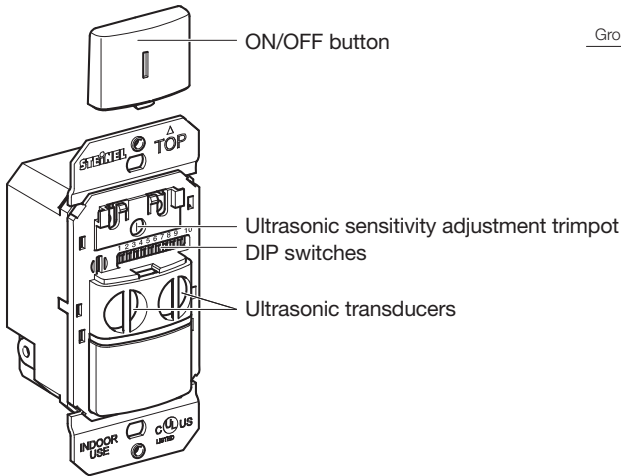
WLS 1 (Master / Master) Three-way Wiring - up to maximum 4 sensors can be grouped via "Switch Link"



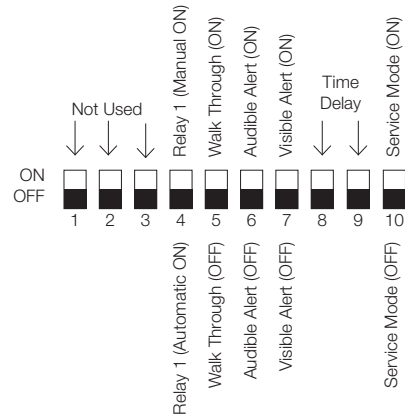
WLS 1 (Master / Slave) Three-way Wiring - up to maximum 4 sensors can be grouped via "Switch Link"



Components

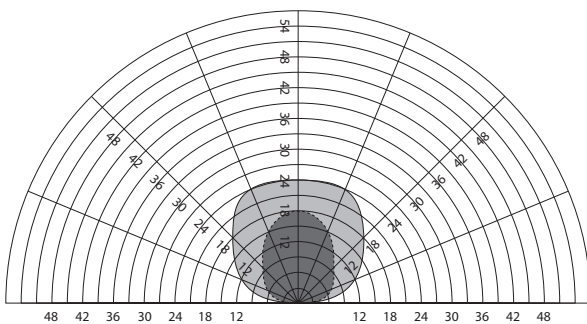


Settings



| | | |
|------------|-----|-----|
| Time Delay | 8 | 9 |
| IQ / Test | OFF | OFF |
| 5 Minutes | OFF | ON |
| 15 Minutes | ON | OFF |
| 30 Minutes | ON | ON |

Coverage



— Ultrasonic Tangential and Radial Coverage
 Ultrasonic Minor Motion Coverage



The sensors ultrasonic sensitivity and reach is adjusted with a trim potentiometer (dial). The left stop is minimum 25% (counter clockwise) the right stop is maximum 100% (clockwise).

Ordering Information

| Model | Color | Part # | Relays | Technology | Coverage | Voltage |
|-------------|--------------|--------|--------|-------------------|----------|-----------------|
| US WLS 1-W | White | 66160 | 1 | 40 kHz Ultrasonic | 180° | 120/230/277 VAC |
| US WLS 1-LA | Light Almond | 66170 | 1 | | | |
| US WLS 2-W | White | 66190 | 2 | | | |
| US WLS 2-LA | Light Almond | 66200 | 2 | | | |