



June 16, 2021

Steinel GmbH
Dieselstraße 80-84
D-33442 Herzebrock-Clarholz,
Germany

Our Reference: File TBD / Project 4789963255

Subject: UL Standard 2043, Fourth Edition, dated October 2, 2013.
"Fire Test for Heat and Visible Smoke Release for Discrete Products and Their
Accessories Installed in Air-Handling Spaces".

CAN/ULC S142, First Edition, dated September 1st, 2016 -
Fire Test for Heat and Visible Smoke Release For Discrete Products.

Dear Rolf Senn:

This Report summarizes the data developed on the samples you provided which were subjected to the flame test described in UL Standard 2043, Fourth Edition, dated October 2, 2013 including revisions through July 13, 2018 and CAN/ULC S142, First Edition, dated September 2016. Testing was conducted at UL LLC (UL) on June 15, 2021 at our Northbrook testing facility.

GENERAL:

It should be understood that these results apply only to the particular sample submitted for testing. The test results indicated in this Report are not intended to imply Listing, Classification or Recognition of any product or materials.

It is important to understand that authorities having jurisdiction may require that products such as covered by this report, intended for installation in a building plenum, be listed and labeled for such use in accordance with UL 2043 and CAN/ULC-S142, based on current model building and electrical codes. Accordingly, you may wish to consider undergoing a Listing program with UL on your product(s) to address this possible need.

The Classification Marking or Listing Mark of UL on the product is the only method provided by UL to identify products that have been produced under its Classification or Listing and Follow-Up Service.

In no event shall UL be responsible to anyone for whatever use or nonuse is made of the information contained in this Report and in no event shall UL, its employees, or its agents incur any obligation or liability for damages, including, but not limited to, consequential damages, arising out of or in connection with the use, or inability to use, the information contained in this Report.

TEST RECORD

SAMPLES:


The product evaluated are described in Table 1. UL did not witness the production of the test sample nor were we provided with information relative to the formulation or identification of component materials used in the manufacture of the test samples.

Table 1 - Sample Description

Sample Reference	Description
A	Zumlink Backplane relay with ABS/PCWeiss Cycoly CX7211 RAL 9003

Note: Model evaluated is considered representative for the following models as detailed in Table below:

Model	Description on product	Sensor module	Load module
M202111001	ZUMLINK-IR-QUATTRO-DLS	IR-QUATTRO	ZUMLINK without Relay
	ZUMLINK-IR-QUATTRO-DLS-RLY	IR-QUATTRO	ZUMLINK with Relay
	ZUMLINK-IR-QUATTRO-HD-DLS	IR-QUATTRO-HD	ZUMLINK without Relay
	ZUMLINK-IR-QUATTRO-HD-DLS-RLY	IR-QUATTRO-HD	ZUMLINK with Relay
M202111002	ZUMLINK-DT-QUATTRO-DLS	DT-QUATTRO	ZUMLINK without Relay
	ZUMLINK-DT-QUATTRO-DLS-RLY	DT-QUATTRO	ZUMLINK with Relay
M202111003	ZUMLINK-US-QUATTRO-DLS	US-QUATTRO	ZUMLINK without Relay
	ZUMLINK-US-QUATTRO-DLS-RLY	US-QUATTRO	ZUMLINK with Relay
M202111004	ZUMLINK-HALLWAY-DLS	US-HALLWAY	ZUMLINK without Relay
	ZUMLINK-HALLWAY-DLS-RLY	US-HALLWAY	ZUMLINK with Relay
	ZUMLINK-ONEWAY-DLS	US-ONEWAY	ZUMLINK without Relay
	ZUMLINK-ONEWAY-DLS-RLY	US-ONEWAY	ZUMLINK with Relay



METHOD:

The tests were conducted in accordance with the test procedure described in UL Standard 2043, Fourth Edition, dated October 2, 2013, including revisions through July 13, 2018 - Fire Test for Heat and Visible Smoke Release for Discrete Products and Their Accessories Installed in Air-Handling Spaces and CAN/ULC-S142, Standard Method of Fire Test for Heat and Visible Smoke Release for Discrete Products, First Edition, dated September 2016. This test method is used to determine the heat release rate, smoke release and optical density of the samples. The test samples were positioned and installed in the test enclosure as described in Appendix A.

ACCEPTANCE CRITERIA:

Per the requirements of UL 2043, each product specimen shall have the following properties when tested as described herein:

- a) The peak rate of heat release measured during each test shall be 100 kilowatts or less, HRRs.
- b) The peak smoke release rate measured during each test shall be 0.21 m²/s or less, SRRs.
- c) The total smoke released (10 minute test duration) shall be 75 m² or less, TSR.

Per the requirements of CAN/ULC-S142, each product specimen shall have the following properties when tested as described herein:

- a) The peak rate of heat release measured during each test shall be 100 kilowatts or less.
- b) The peak normalized optical density measured during each test shall be 0.50 or less.
- c) The average normalized optical density (10 minute test duration) shall be 0.15 or less.

Note: The above criteria do not include the contribution of the propane ignition burner.

RESULTS:

The summary of test results is tabulated in Table 2 below. Graphs of heat release rate, smoke release rate, and normalized optical density are given in Appendix B. Pre and post-test photographs for each test are given in Appendix A. In addition, a video records can be provided upon request.

Table 2 - Test Results

Sample - Test Ref.	Peak Heat Release Rate (kW)	Peak Normalized Optical Density	Average Normalized Optical Density	Peak Smoke Release Rate (m²/s)	Total Smoke Released (m²)
A-1	14	0.11	0.01	0.05	4.6
A-2	7	0.16	0.01	0.06	4.7
A-3	8	0.23	0.01	0.10	6.1
Acceptance Criteria	100	0.50	0.15	0.21	75

Please note that the values in Table 2 above as well as the graphs in Appendix B omit the heat and smoke contribution from the propane ignition burner.

CONCLUSION:

The product, identified by the test sponsor as shown in Table 1 - Sample Description, in the form it was submitted to UL LLC, was evaluated in accordance with UL2043 standard and it was found compliant with standard's requirements.

COMPLETION OF INVESTIGATION

Since this completes the anticipated work, we have instructed our Accounting Department to terminate the investigation and invoice you for the charges incurred to date.

If you have any questions, please do not hesitate to contact the undersigned.

Very truly yours

Reviewed by:

DAN BOGDAN (847)-664-1229
Building Materials & Systems
Daniel.Bogdan@ul.com

ANISH CHACKO (847)-664-1273
Building Materials & Systems
Anish.Chacko@ul.com

APPENDIX A

TEST NOTES:

File TBD, Project 4789963255

TEST A-1

06152106

Sample Description: Zumlink Backplane relay with ABS/PCWeiss Cycoloy CX7211 RAL 9003.

Test Notes: The sample was positioned on fine wire mesh and situated above the center of the test burner. The sample was placed face up.

Post Test Observations: No burning, only wisps of smoke at the conclusion of the test.

Photos:

Pre-Test



Post-Test



TEST A-2

06152107

Sample Description: Zumlink Backplane relay with ABS/PCWeiss Cycoloy CX7211 RAL 9003.

Test Notes: The sample was positioned on fine wire mesh and situated above the center of the test burner. The sample was placed face down.

Post Test Observations: No burning, only wisps of smoke at the conclusion of the test.

Photos:

Pre-Test



Post-Test



TEST A-3

06152108

Sample Description: Zumlink Backplane relay with ABS/PCWeiss Cycoloy CX7211 RAL 9003.

Test Notes: The sample was positioned on fine wire mesh and situated above the center of the test burner. The sample was placed vertical.

Post Test Observations: The sample was still burning with light smoke at the conclusion of the test.

Photos:

Pre-Test



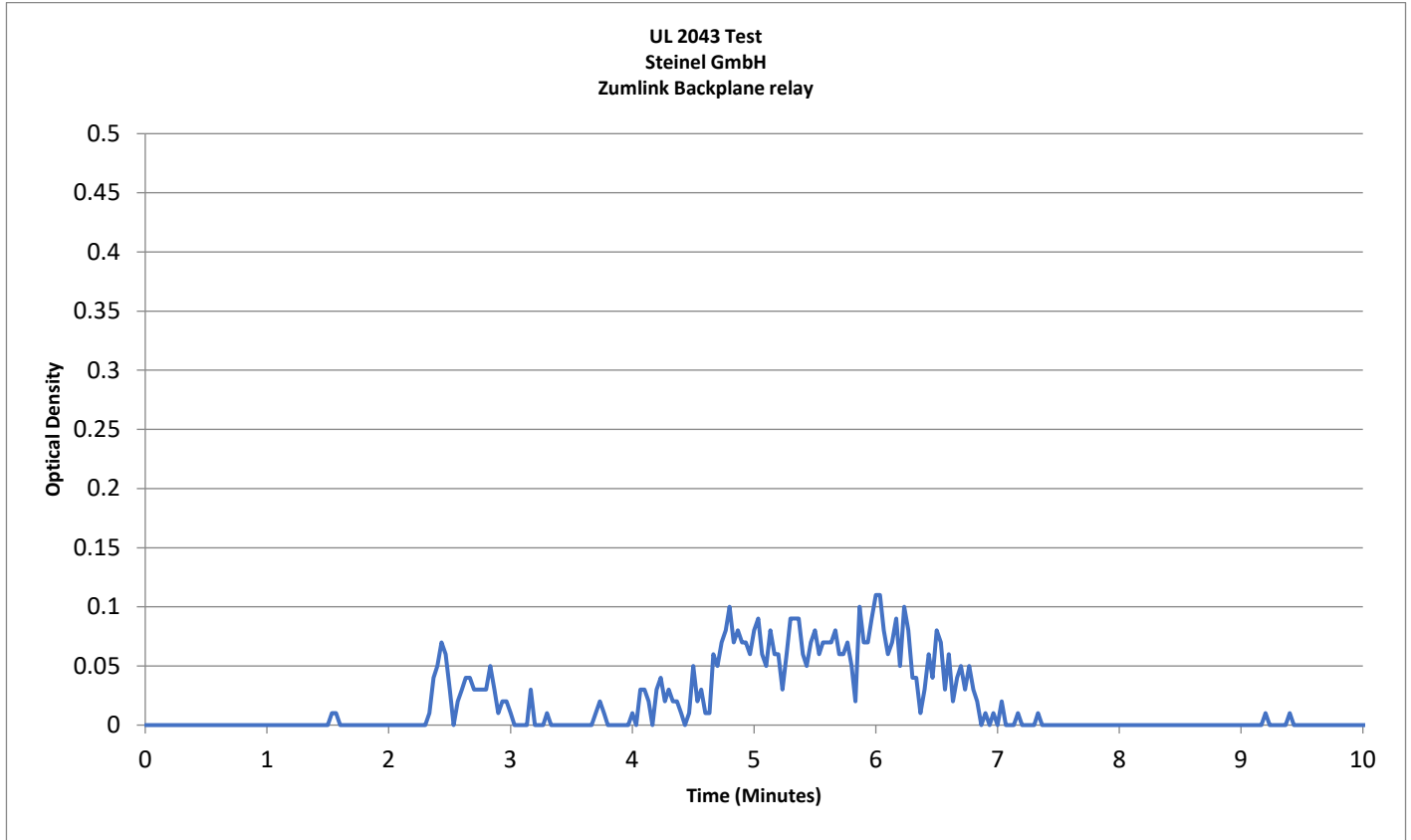
Post-Test



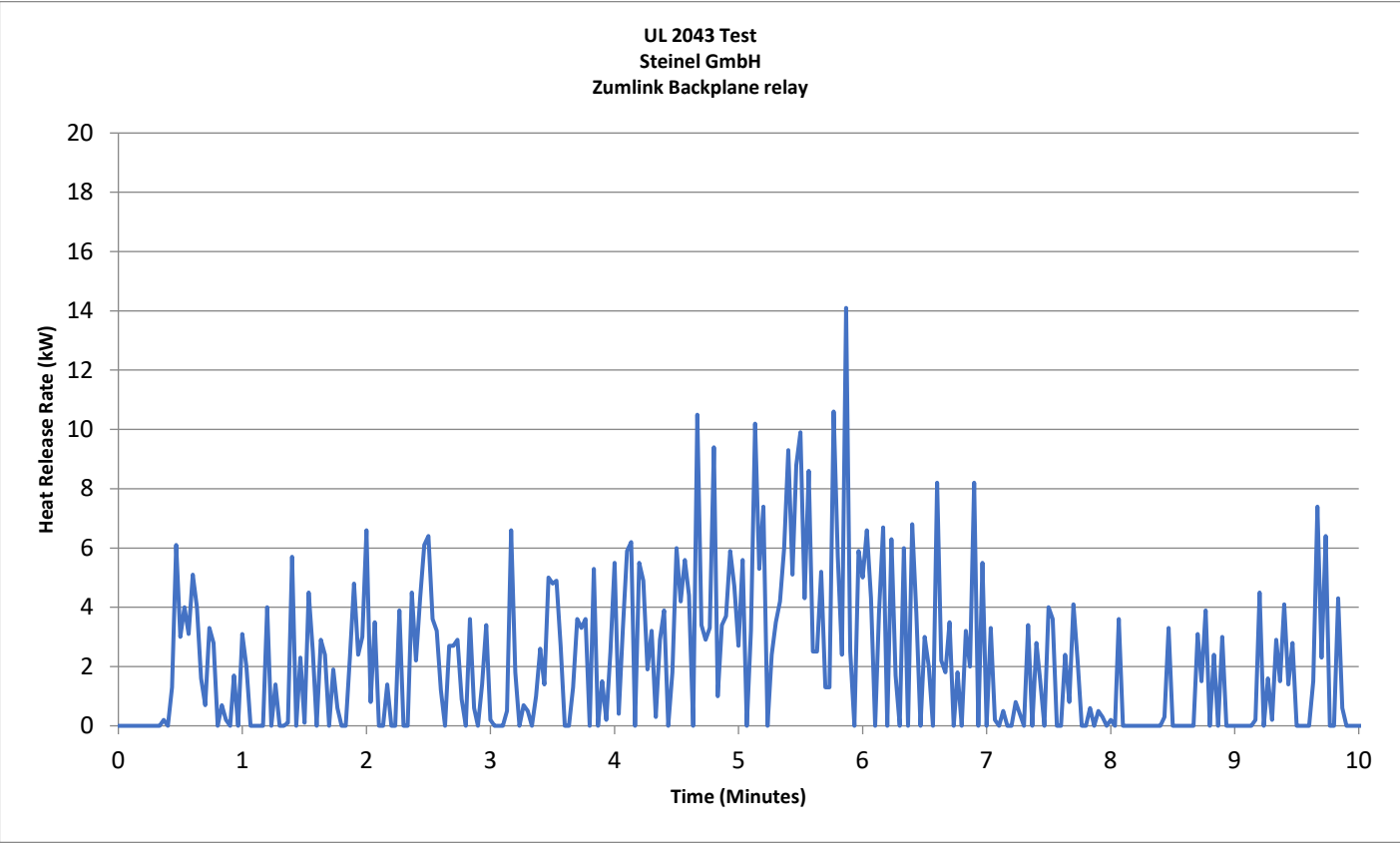
APPENDIX B

GRAPHICAL DATA

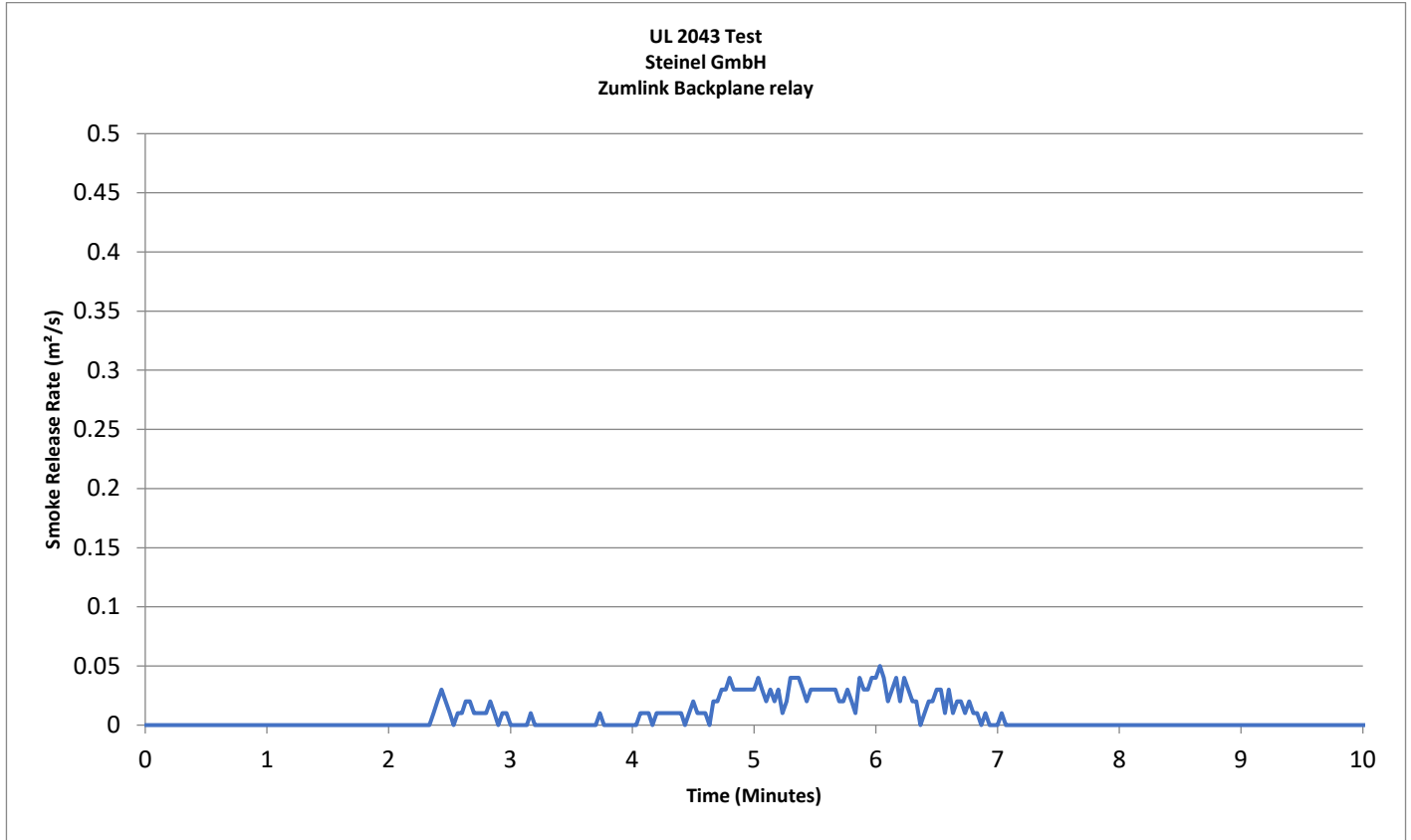
File TBD, Project 4789963255



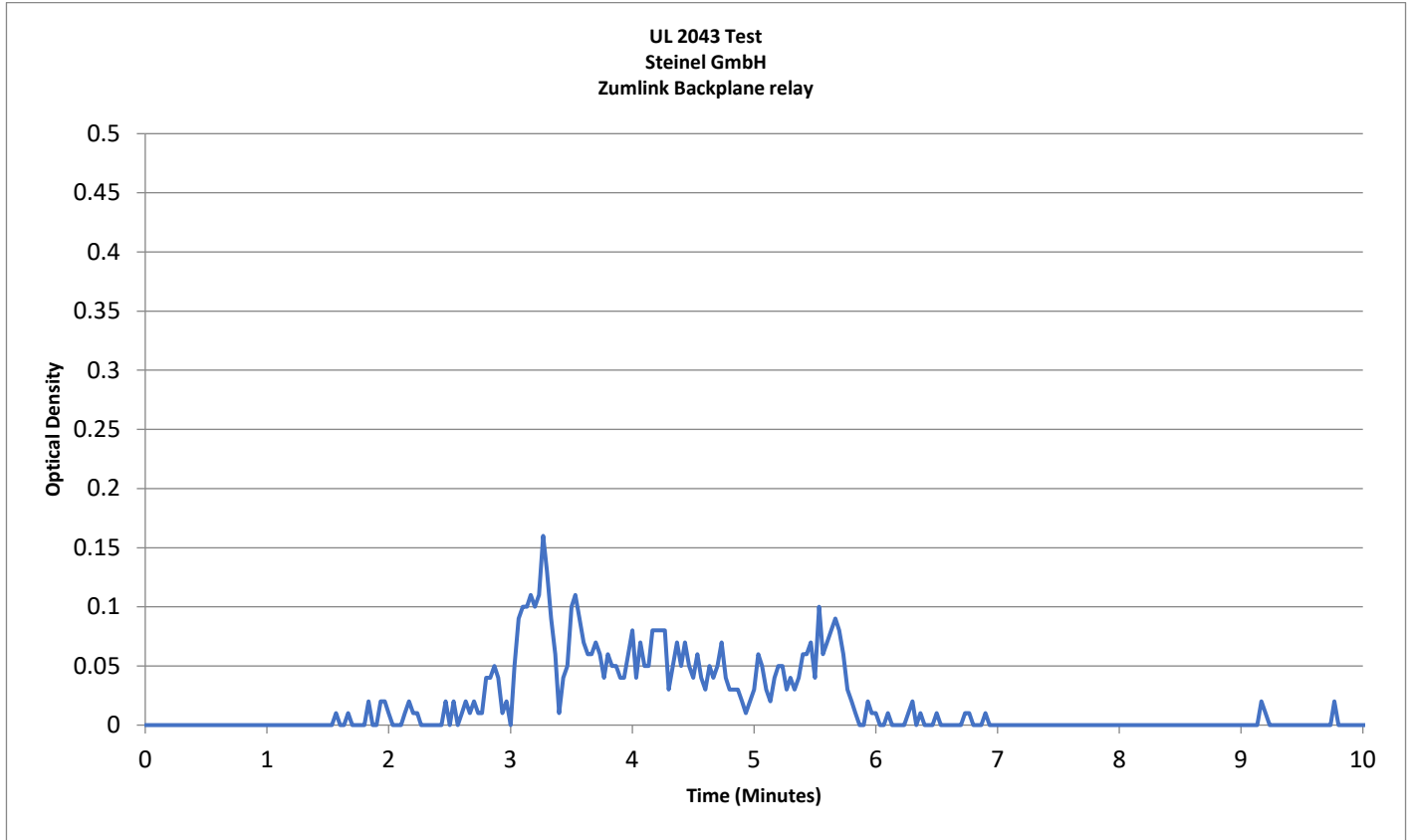
Test Number	Test Code	Description	Peak Normalized Optical Density	Average Normalized Optical Density
A-1	06152106	Zumlink Backplane relay	0.11	0.01



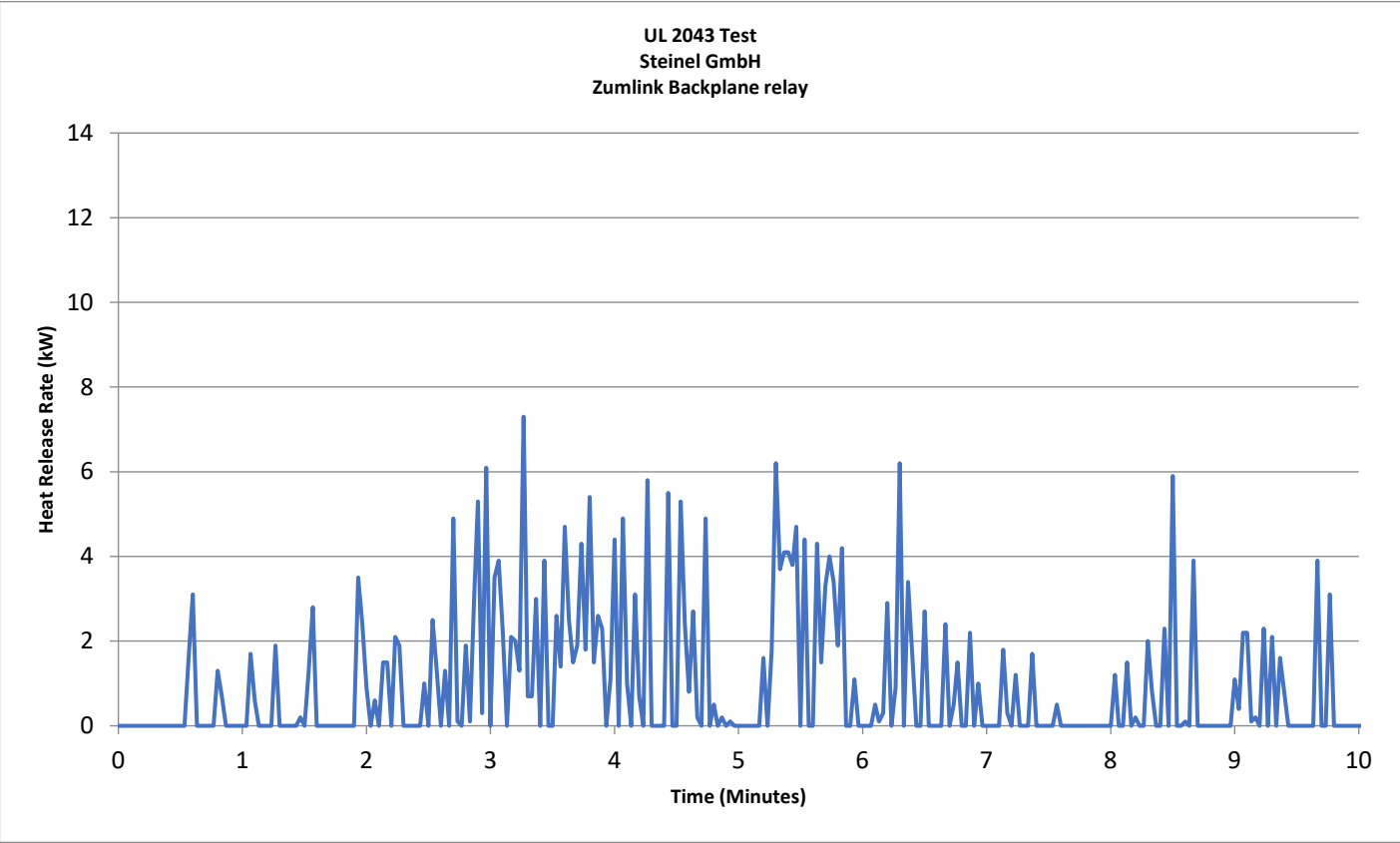
Test Number	Test Code	Description	Peak Heat Release Rate (kW)
A-1	06152106	Zumlink Backplane relay	14



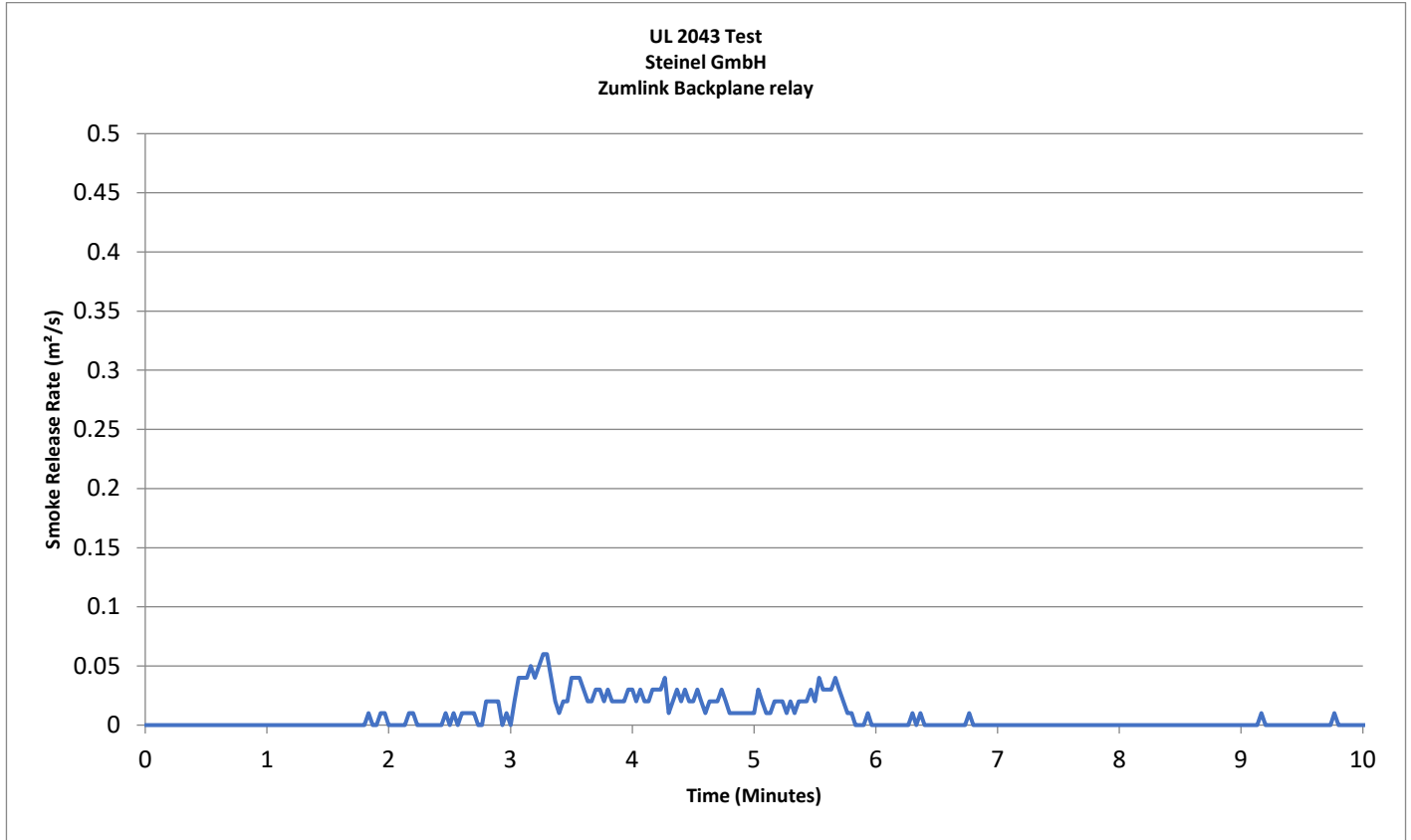
Test Number	Test Code	Description	Peak Smoke Release Rate (m²/s)	Total Smoke Released (m²)
A-1	06152106	Zumlink Backplane relay	0.05	4.6



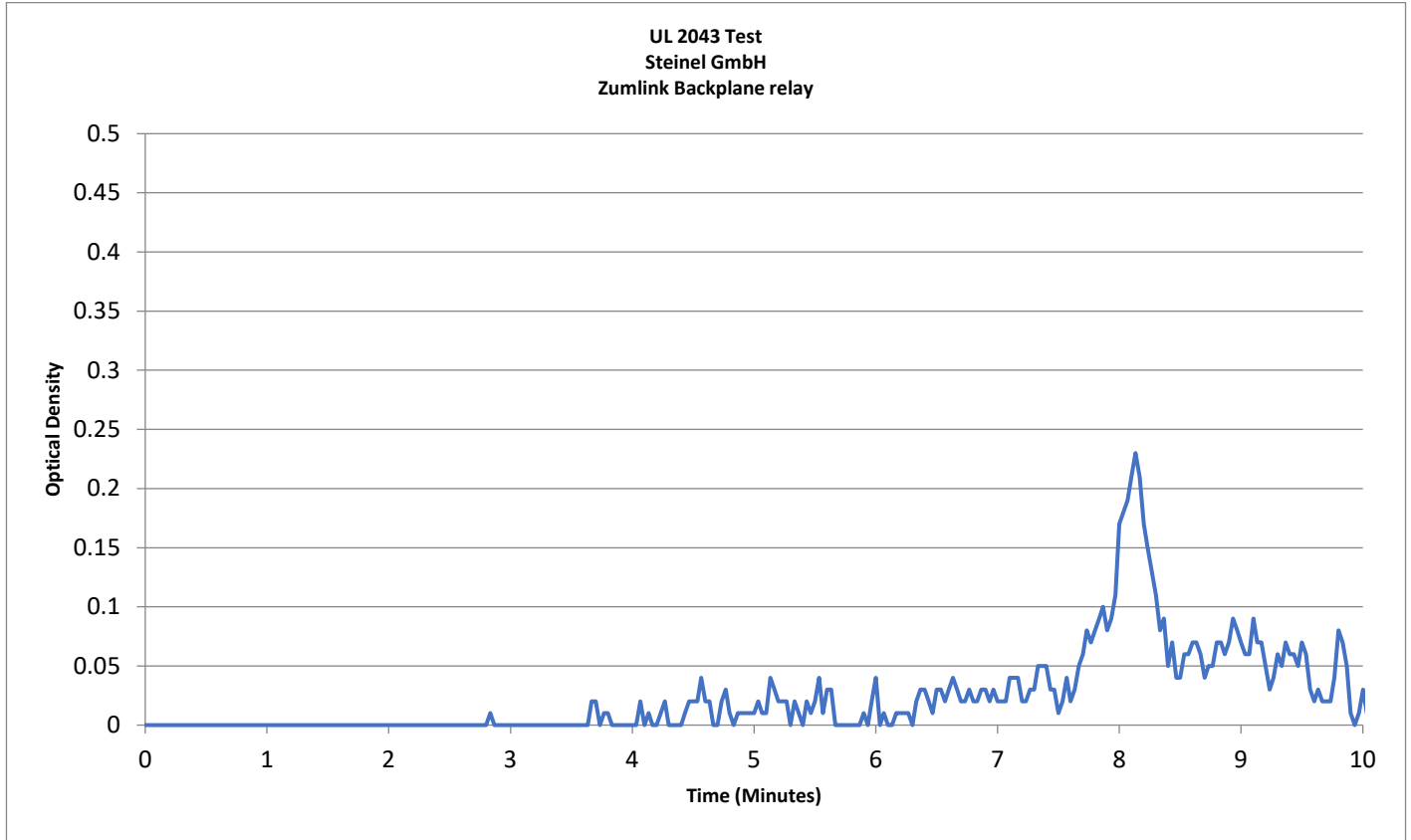
Test Number	Test Code	Description	Peak Normalized Optical Density	Average Normalized Optical Density
A-2	06152107	Zumlink Backplane relay	0.16	0.01



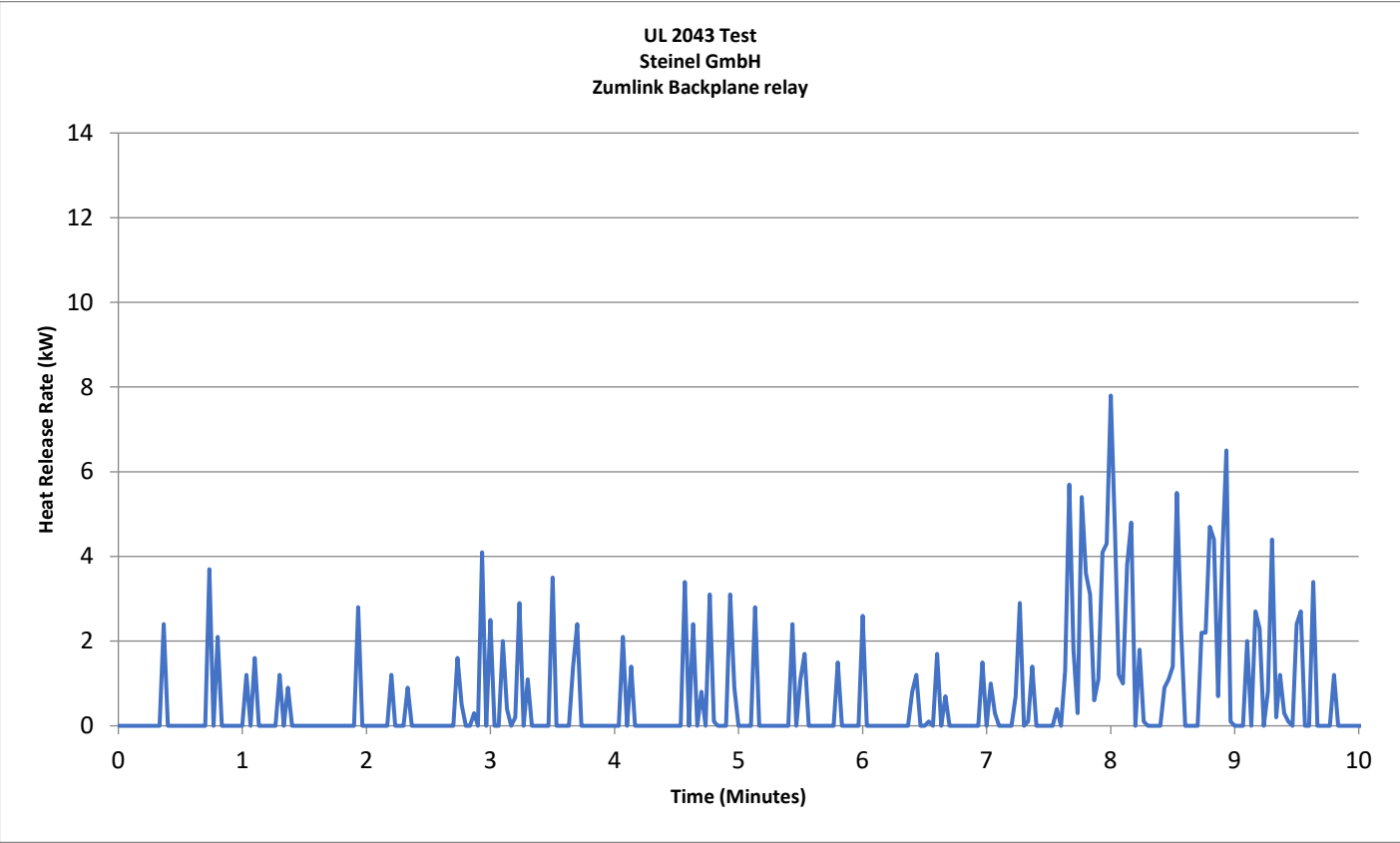
Test Number	Test Code	Description	Peak Heat Release Rate (kW)
A-2	06152107	Zumlink Backplane relay	7



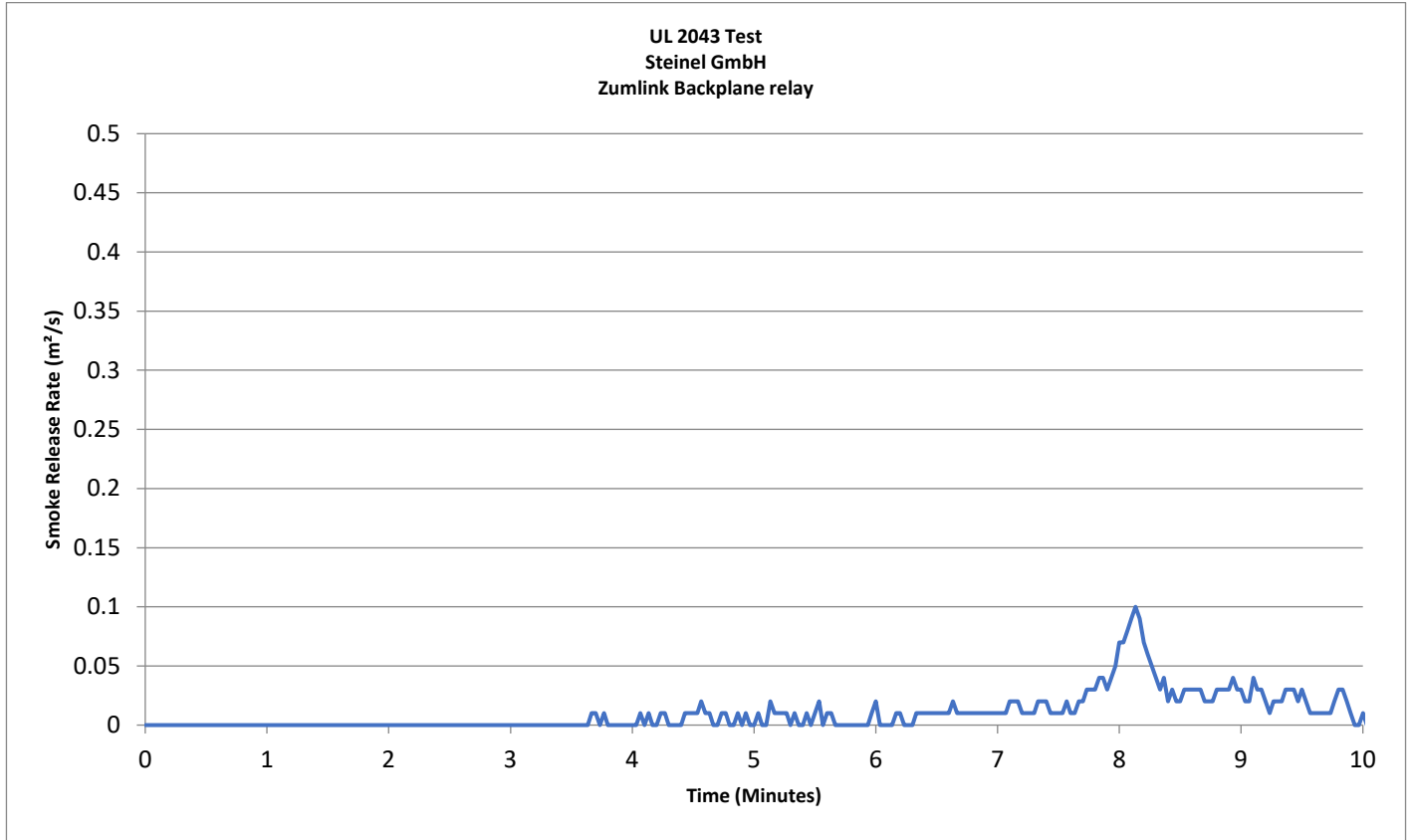
Test Number	Test Code	Description	Peak Smoke Release Rate (m ² /s)	Total Smoke Released (m ²)
A-2	06152107	Zumlink Backplane relay	0.06	4.7



Test Number	Test Code	Description	Peak Normalized Optical Density	Average Normalized Optical Density
A-3	06152108	Zumlink Backplane relay	0.23	0.01



Test Number	Test Code	Description	Peak Heat Release Rate (kW)
A-3	06152108	Zumlink Backplane relay	8



Test Number	Test Code	Description	Peak Smoke Release Rate (m²/s)	Total Smoke Released (m²)
A-3	06152108	Zumlink Backplane relay	0.10	6.1