



# IECC 2021 Zūm<sup>®</sup> Wired Solutions Healthcare Applications

Crestron Electronics, Inc.

**Original Instructions**

The U.S. English version of this document is the original instructions.  
All other languages are a translation of the original instructions.

Crestron product development software is licensed to Crestron dealers and Crestron Service Providers (CSPs) under a limited nonexclusive, nontransferable Software Development Tools License Agreement. Crestron product operating system software is licensed to Crestron dealers, CSPs, and end-users under a separate End-User License Agreement. Both of these Agreements can be found on the Crestron website at [www.crestron.com/legal/software\\_license\\_agreement](http://www.crestron.com/legal/software_license_agreement).

The product warranty can be found at [www.crestron.com/warranty](http://www.crestron.com/warranty).

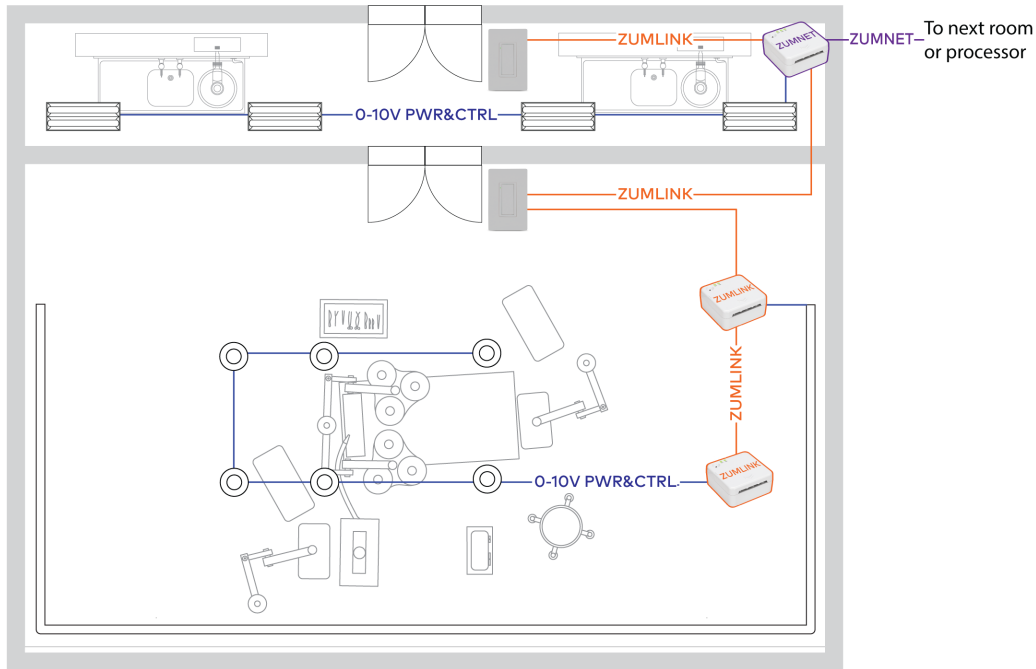
The specific patents that cover Crestron products are listed at [www.crestron.com/legal/patents](http://www.crestron.com/legal/patents).

Certain Crestron products contain open source software. For specific information, visit [www.crestron.com/opensource](http://www.crestron.com/opensource).






Crestron, the Crestron logo, and Zūm are either trademarks or registered trademarks of Crestron Electronics, Inc. in the United States and/or other countries. DALI is either a trademark or registered trademark of IEEE Industry Standards and Technology Organization, Inc. in the United States and/or other countries. Other trademarks, registered trademarks, and trade names may be used in this document to refer to either the entities claiming the marks and names or their products. Crestron disclaims any proprietary interest in the marks and names of others. Crestron is not responsible for errors in typography or photography.

©2021 Crestron Electronics, Inc.

# Zūm® Wired: 0 - 10V Drivers



## Bill of Materials

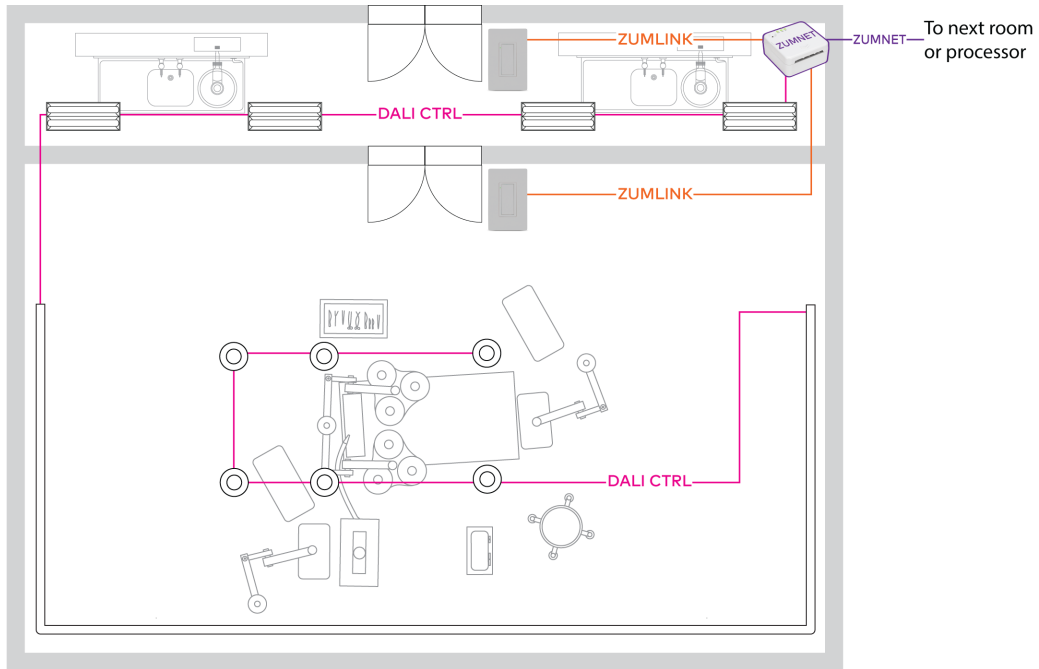
Item	Product	Qty
	ZUMNET-JBOX-16A-LV Zūm Net, Dimmer, 0-10V, 16A	1
	ZUMLINK-JBOX-16A-LV Zūm Link, Dimmer, 0-10V 16A	2
	ZUMLINK-KP Zūm Link Keypad, Manual Control	2
	CBL-CAT5E-ZUMLINK-P Zūm Link CAT5e, various lengths	TBD
	CBL-CAT5E-ZUMNET-P Zūm Net CAT5e, various lengths	TBD

## Code





**Manual Control Device**  
 C405.2.3.1, C405.2.6  
 Physical control interface for occupant

**Programmable Timeclock**  
 C405.2.2.1, C405.2.7.1,  
 C405.2.7.2, C405.2.7.3,  
 C405.2.7.4  
 Programmed time Auto On,  
 Auto Off

# Zūm® Wired: DALI® Drivers



## Bill of Materials

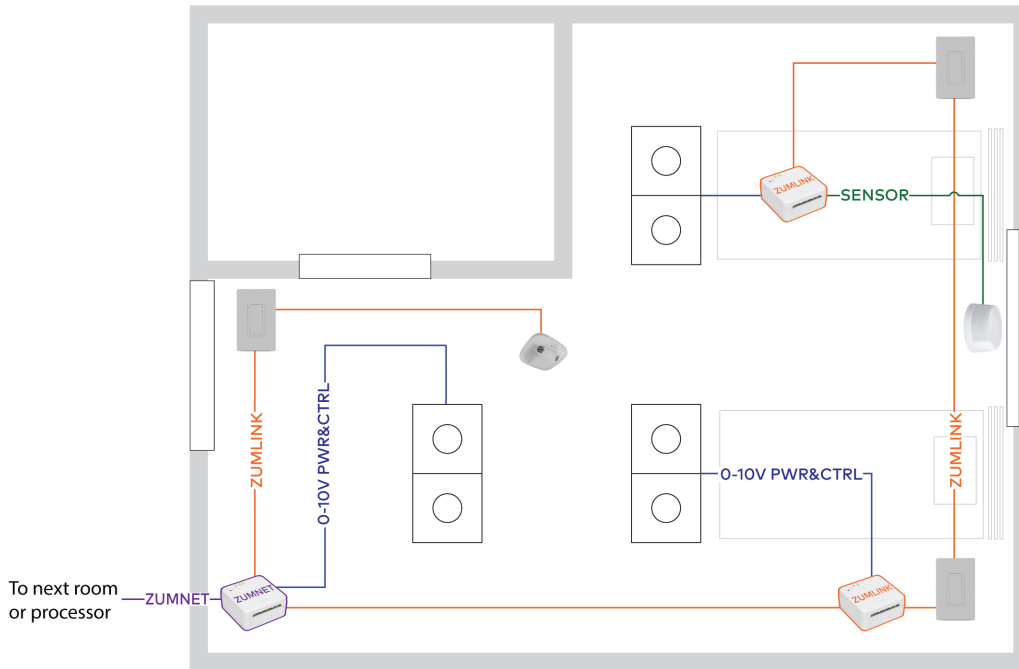
Item	Product	Qty
	ZUMNET-JBOX-DALI Zūm Net, DALI	1
	ZUMLINK-KP Zūm Link Keypad, Manual Control	2
	CBL-CAT5E-ZUMLINK-P Zūm Link CAT5e, various lengths	TBD
	CBL-CAT5E-ZUMNET-P Zūm Net CAT5e, various lengths	TBD

## Code








**Manual Control Device**  
C405.2.3.1, C405.2.6  
Physical control interface for occupant

**Programmable Timeclock**  
C405.2.2.1, C405.2.7.1,  
C405.2.7.2, C405.2.7.3,  
C405.2.7.4  
Programmed time Auto On,  
Auto Off

# Zūm® Wired: 0 - 10V Drivers



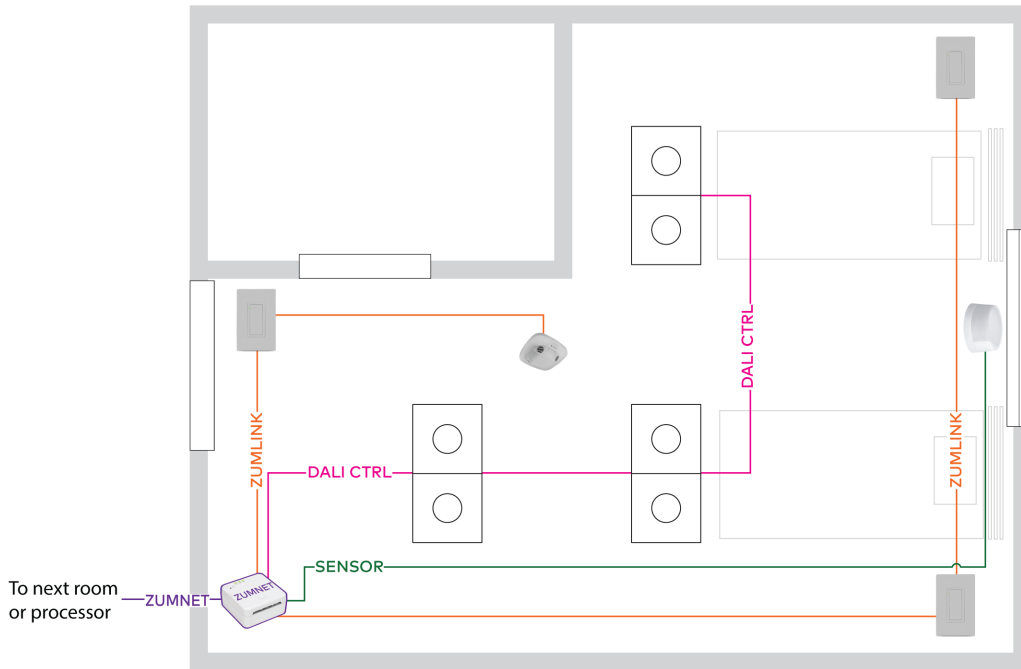
## Bill of Materials

Item	Product	Qty
	ZUMNET-JBOX-16A-LV Zūm Net, Dimmer, 0-10V, 16A	1
	ZUMLINK-JBOX-16A-LV Zūm Link, Dimmer, 0-10V 16A	2
	ZUMLINK-KP Zūm Link Keypad, Manual Control	3
	ZUMLINK-DT-QUATTRO-DLS Zūm Link Presence Detector/ Closed-Loop Daylight Sensor	1
	GLA-LDL-PC-0-10 Open/Closed Loop Daylight Sensor	1
	CBL-CAT5E-ZUMLINK-P Zūm Link CAT5e, various lengths	TBD
	CBL-CAT5E-ZUMNET-P Zūm Net CAT5e, various lengths	TBD







## Code

- Manual Control Device**  
C405.2.3.1, C405.2.6  
Physical control interface for occupant
- Occupancy Sensor**  
C405.2.1, C405.2.1.1  
Motion detection: Automatic On, Automatic Off
- Vacancy Sensor**  
C405.2.1.1  
Motion detection: Manual On, Automatic Off

# Zūm® Wired: DALI® Drivers



## Bill of Materials

Item	Product	Qty
	ZUMNET-JBOX-DALI Zūm Net, DALI	1
	ZUMLINK-KP Zūm Link Keypad, Manual Control	3
	ZUMLINK-DT-QUATTRO-DLS Zūm Link Presence Detector/ Closed-Loop Daylight Sensor	1
	GLA-LDL-PC-0-10 Open/Closed Loop Daylight Sensor	1
	CBL-CAT5E-ZUMLINK-P Zūm Link CAT5e, various lengths	TBD
	CBL-CAT5E-ZUMNET-P Zūm Net CAT5e, various lengths	TBD

## Code

- Occupancy Sensor**  
C405.2.1, C405.2.1.1  
Motion detection: Automatic On, Automatic Off

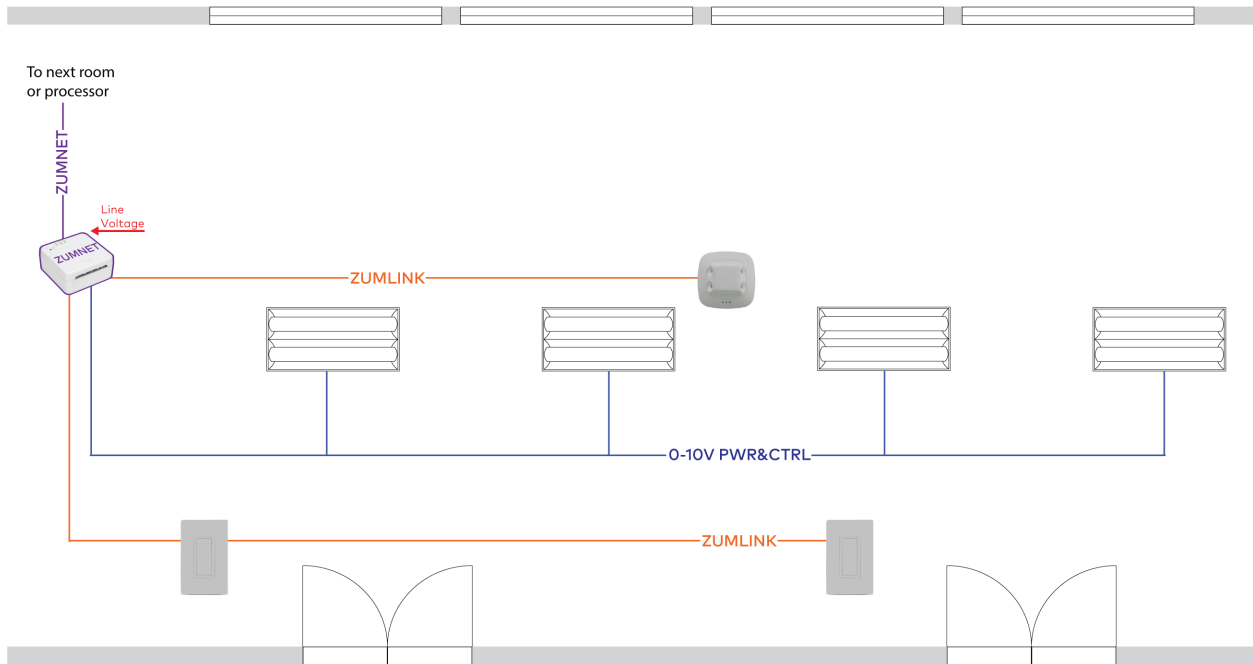
---

- Vacancy Sensor**  
C405.2.1.1  
Motion detection: Manual On, Automatic Off






---

- Controlled Receptacles**  
C405.11, C405.11.1,  
Control of receptacle power

## Zūm® Wired: 0 - 10V Drivers



## Bill of Materials

Item	Product	Qty
	ZUMNET-JBOX-16A-LV Zūm Net, Dimmer, 0-10V, 16A	1
	ZUMLINK-KP Zūm Link Keypad, Manual Control	2
	ZUMLINK-US-HALLWAY-DLS Zūm Link Presence Detector Closed-Loop Daylight Sensor	1
	CBL-CAT5E-ZUMLINK-P Zūm Link CAT5e, various lengths	TBD
	CBL-CAT5E-ZUMNET-P Zūm Net CAT5e, various lengths	TBD

## Code

**Manual Control Device**

C405.2.3.1, C405.2.6  
Physical control interface for occupant

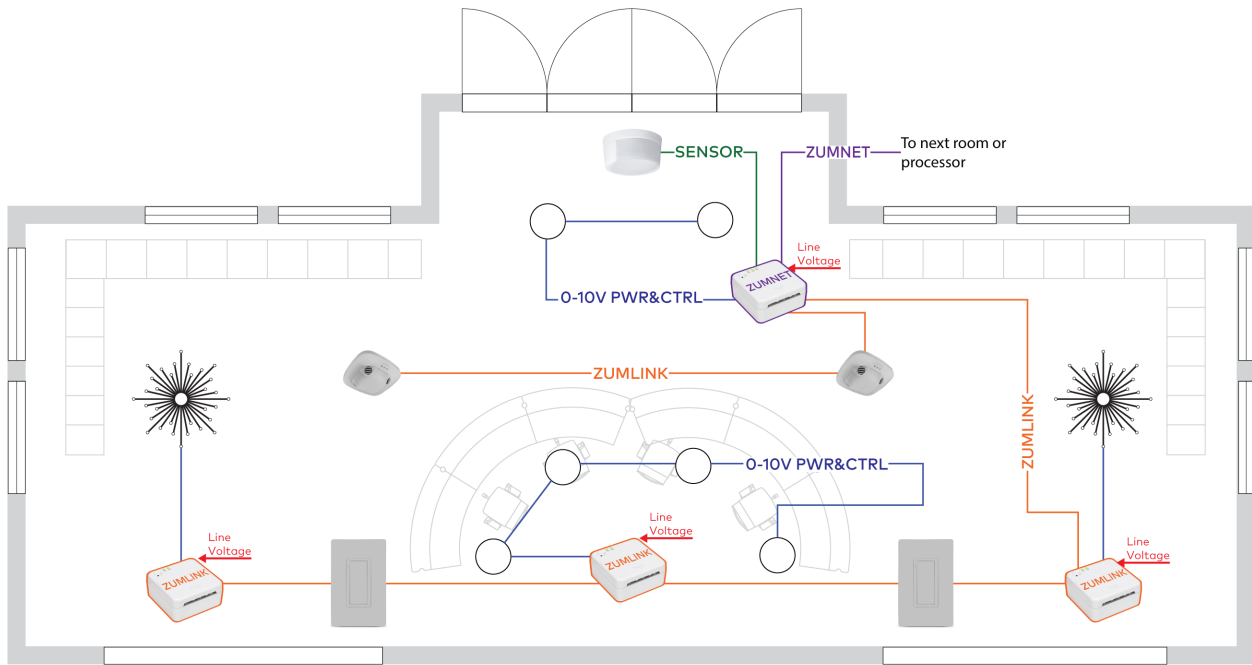
**Occupancy Sensor**

C405.2.1, C405.2.1.1  
Motion detection: Automatic On, Automatic Off








**Daylight Response**

C405.2.4, C405.2.4.1, C405.2.7.1  
Exception C405.2.4.1  
Adjust lights based on available daylight

# Zūm® Wired: 0 - 10V Drivers



## Bill of Materials

Item	Product	Qty
	ZUMNET-JBOX-16A-LV Zūm Net, Dimmer, 0-10V, 16A	1
	ZUMLINK-JBOX-16A-LV Zūm Link, Dimmer, 0-10V 16A	3
	ZUMLINK-KP Zūm Link Keypad, Manual Control	2
	ZUMLINK-DT-QUATTRO-DLS Zūm Link Presence Detector/ Closed-Loop Daylight Sensor	2
	GLA-LDL-PC-0-10 Open/Closed Loop Daylight Sensor	1
	CBL-CAT5E-ZUMLINK-P Zūm Link CAT5e, various lengths	TBD
	CBL-CAT5E-ZUMNET-P Zūm Net CAT5e, various lengths	TBD

## Code

- Manual Control Device**  
C405.2.3.1, C405.2.6  
Physical control interface for occupant

---

- Programmable Timeclock**  
C405.2.2.1, C405.2.7.1,  
C405.2.7.2, C405.2.7.3,  
C405.2.7.4  
Programmed time Auto On,  
Auto Off

---

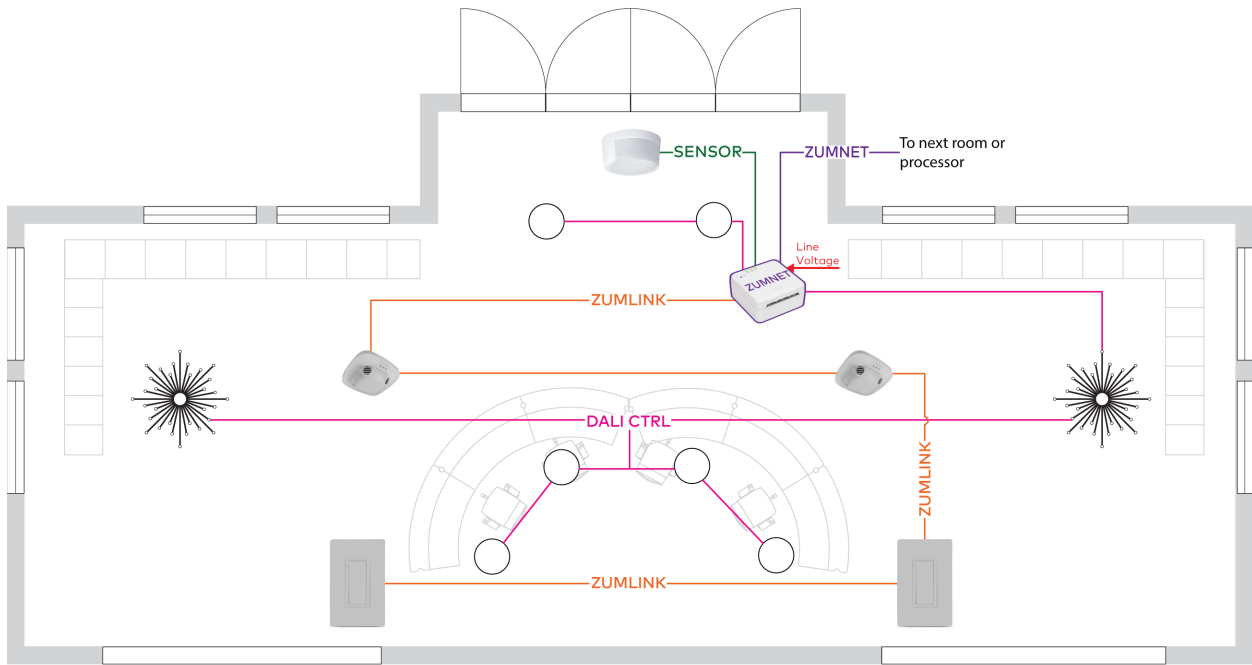
- Occupancy Sensor**  
C405.2.1, C405.2.1.1  
Motion detection: Automatic  
On, Automatic Off

---







- Daylight Response**  
C405.2.4, C405.2.4.1,  
C405.2.7.1  
Exception C405.2.4.1  
Adjust lights based on  
available daylight



# Zūm® Wired: DALI® Drivers



## Bill of Materials

Item	Product	Qty
	ZUMNET-JBOX-DALI Zūm Net, DALI	1
	ZUMLINK-KP Zūm Link Keypad, Manual Control	2
	ZUMLINK-DT-QUATTRO-DLS Zūm Link Presence Detector/ Closed-Loop Daylight Sensor	2
	GLA-LDL-PC-0-10 Open/Closed Loop Daylight Sensor	1
	CBL-CAT5E-ZUMLINK-P Zūm Link CAT5e, various lengths	TBD
	CBL-CAT5E-ZUMNET-P Zūm Net CAT5e, various lengths	TBD

## Code

- Manual Control Device**  
C405.2.3.1, C405.2.6  
Physical control interface for occupant

---

- Programmable Timeclock**  
C405.2.2.1, C405.2.7.1,  
C405.2.7.2, C405.2.7.3,  
C405.2.7.4  
Programmed time Auto On,  
Auto Off

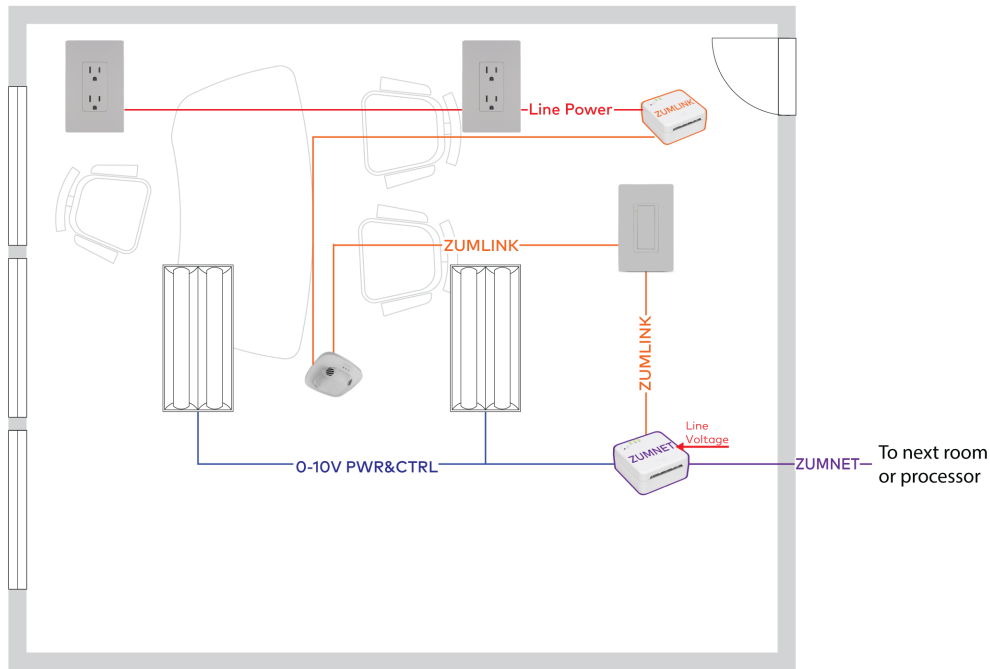
---

- Occupancy Sensor**  
C405.2.1, C405.2.1.1  
Motion detection: Automatic  
On, Automatic Off








---

- Daylight Response**  
C405.2.4, C405.2.4.1,  
C405.2.7.1  
Exception C405.2.4.1  
Adjust lights based on  
available daylight

# Zūm® Wired: 0 - 10V Drivers



## Bill of Materials

Item	Product	Qty
	ZUMNET-JBOX-16A-LV Zūm Net, Dimmer, 0-10V, 16A	1
	ZUMLINK-JBOX-20A-PLUG Zūm Link, Plug, 20A	1
	ZUMLINK-KP Zūm Link Keypad, Manual Control	1
	ZUMLINK-DT-QUATTRO-DLS Zūm Link Presence Detector/ Closed-Loop Daylight Sensor	1
	Receptacle	2
	CBL-CAT5E-ZUMLINK-P Zūm Link CAT5e, various lengths	TBD
	CBL-CAT5E-ZUMNET-P Zūm Net CAT5e, various lengths	TBD

## Code

**Manual Control Device**  
C405.2.3.1, C405.2.6  
Physical control interface for occupant

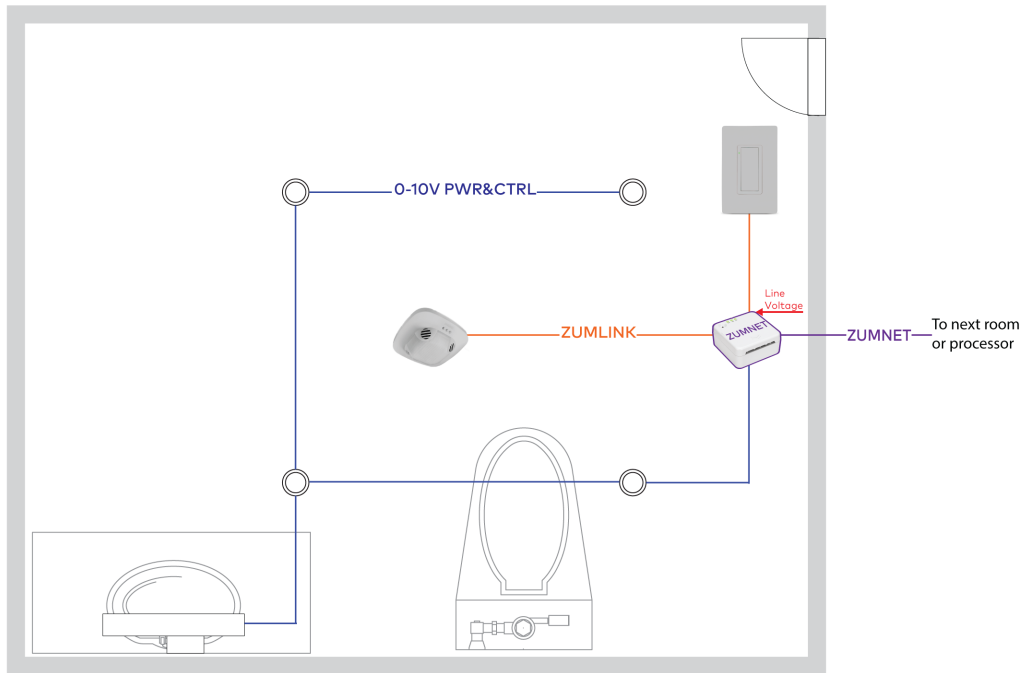
**Occupancy Sensor**  
C405.2.1, C405.2.1.1  
Motion detection: Automatic On, Automatic Off

**Vacancy Sensor**  
C405.2.1.1  
Motion detection: Manual On, Automatic Off






**Daylight Response**  
C405.2.4, C405.2.4.1, C405.2.7.1  
Exception C405.2.4.1  
Adjust lights based on available daylight

**Controlled Receptacles**  
C405.11, C405.11.1,  
Control of receptacle power

# Zūm® Wired: 0 - 10V Drivers



## Bill of Materials

Item	Product	Qty
	ZUMNET-JBOX-16A-LV Zūm Net, Dimmer, 0-10V, 16A	1
	ZUMLINK-KP Zūm Link Keypad, Manual Control	1
	ZUMLINK-DT-QUATTRO-DLS Zūm Link Presence Detector/ Closed-Loop Daylight Sensor	1
	CBL-CAT5E-ZUMLINK-P Zūm Link CAT5e, various lengths	TBD
	CBL-CAT5E-ZUMNET-P Zūm Net CAT5e, various lengths	TBD

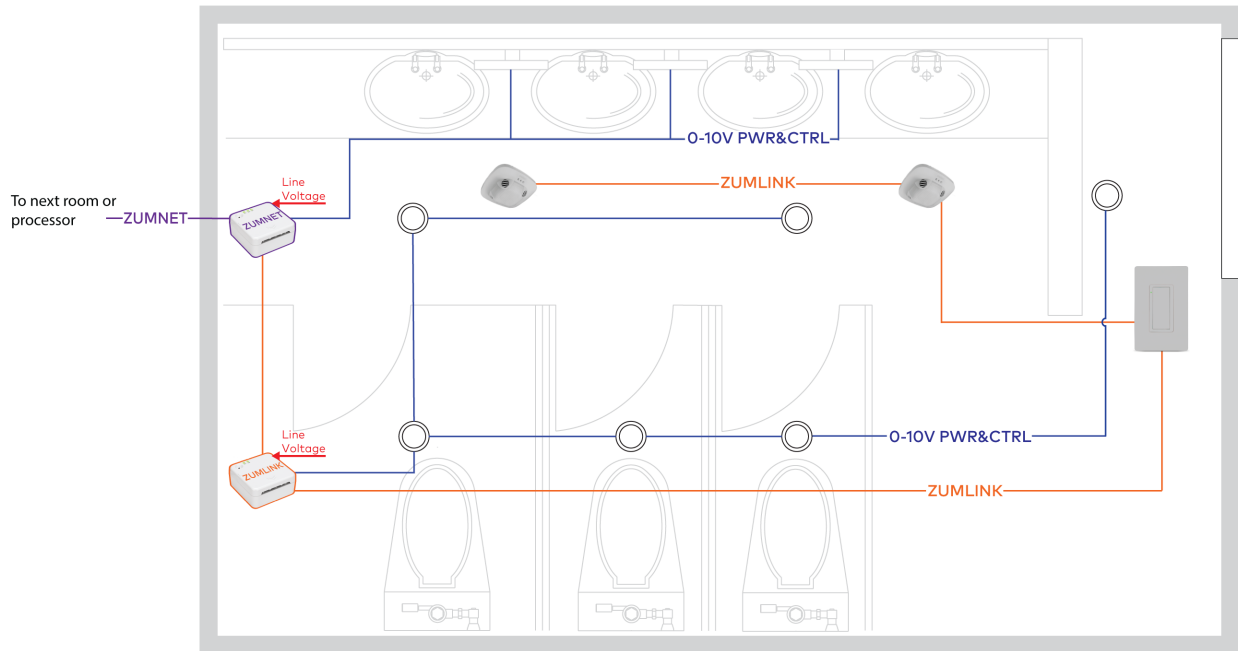
## Code

**Manual Control Device**  
C405.2.3.1, C405.2.6  
Physical control interface for occupant







**Occupancy Sensor**  
C405.2.1, C405.2.1.1  
Motion detection: Automatic On, Automatic Off

**Daylight Response**  
C405.2.4, C405.2.4.1, C405.2.7.1  
Exception C405.2.4.1  
Adjust lights based on available daylight

# Zūm® Wired: 0 - 10V Drivers



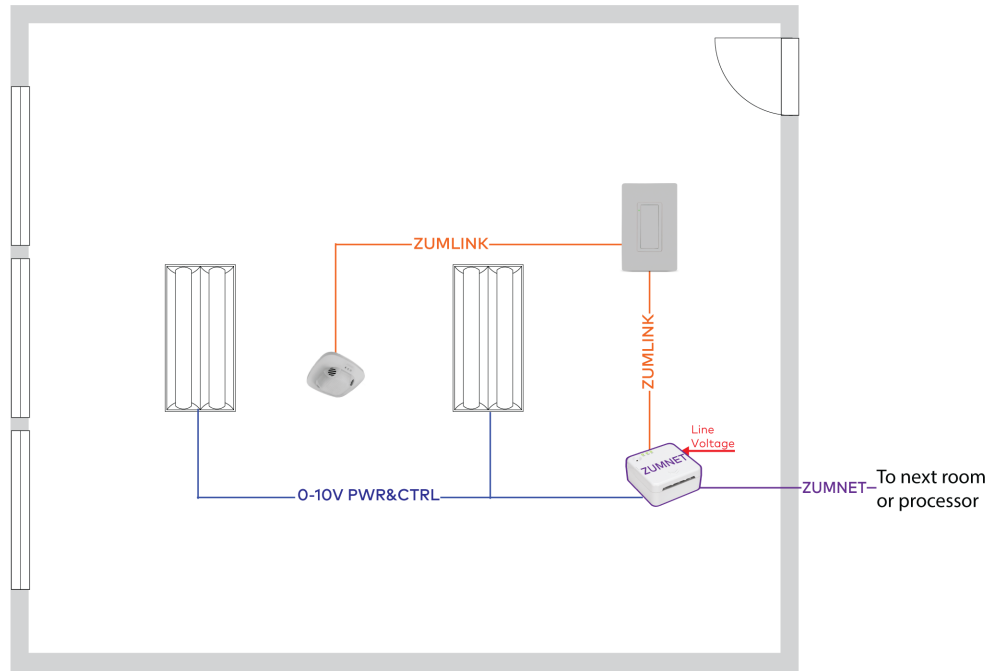
## Bill of Materials

Item	Product	Qty
	ZUMNET-JBOX-16A-LV Zūm Net, Dimmer, 0-10V, 16A	1
	ZUMLINK-JBOX-16A-LV Zūm Link, Dimmer, 0-10V 16A	1
	ZUMLINK-KP Zūm Link Keypad, Manual Control	1
	ZUMLINK-DT-QUATTRO-DLS Zūm Link Presence Detector/ Closed-Loop Daylight Sensor	2
	CBL-CAT5E-ZUMLINK-P Zūm Link CAT5e, various lengths	TBD
	CBL-CAT5E-ZUMNET-P Zūm Net CAT5e, various lengths	TBD






## Code

- Manual Control Device**  
C405.2.3.1, C405.2.6  
Physical control interface for occupant
- Occupancy Sensor**  
C405.2.1, C405.2.1.1  
Motion detection: Automatic On, Automatic Off
- Daylight Response**  
C405.2.4, C405.2.4.1, C405.2.7.1  
Exception C405.2.4.1  
Adjust lights based on available daylight

# Zūm® Wired: 0 - 10V Drivers



## Bill of Materials

Item	Product	Qty
	ZUMNET-JBOX-16A-LV Zūm Net, Dimmer, 0-10V, 16A	1
	ZUMLINK-KP Zūm Link Keypad, Manual Control	1
	ZUMLINK-DT-QUATTRO-DLS Zūm Link Presence Detector/ Closed-Loop Daylight Sensor	1
	CBL-CAT5E-ZUMLINK-P Zūm Link CAT5e, various lengths	TBD
	CBL-CAT5E-ZUMNET-P Zūm Net CAT5e, various lengths	TBD

## Code

- Manual Control Device**  
C405.2.3.1, C405.2.6  
Physical control interface for occupant
- Occupancy Sensor**  
C405.2.1, C405.2.1.1  
Motion detection: Automatic On, Automatic Off
- Vacancy Sensor**  
C405.2.1.1  
Motion detection: Manual On, Automatic Off
- Daylight Response**  
C405.2.4, C405.2.4.1, C405.2.7.1  
Exception C405.2.4.1  
Adjust lights based on available daylight

---

**Contact Info**

---

Name

Company

Address 1

Address 2

City, State, Zip

Phone

Email

Website

---

---

**Project Notes**

---

**Square Footage**

**Cost/Sq. Ft.**

--	--