



# Title 24 2019 Zūm<sup>®</sup> Wireless Solutions Healthcare Applications

Crestron Electronics, Inc.

**Original Instructions**

The U.S. English version of this document is the original instructions.  
All other languages are a translation of the original instructions.

Crestron product development software is licensed to Crestron dealers and Crestron Service Providers (CSPs) under a limited nonexclusive, nontransferable Software Development Tools License Agreement. Crestron product operating system software is licensed to Crestron dealers, CSPs, and end-users under a separate End-User License Agreement. Both of these Agreements can be found on the Crestron website at [www.crestron.com/legal/software\\_license\\_agreement](http://www.crestron.com/legal/software_license_agreement).

The product warranty can be found at [www.crestron.com/warranty](http://www.crestron.com/warranty).

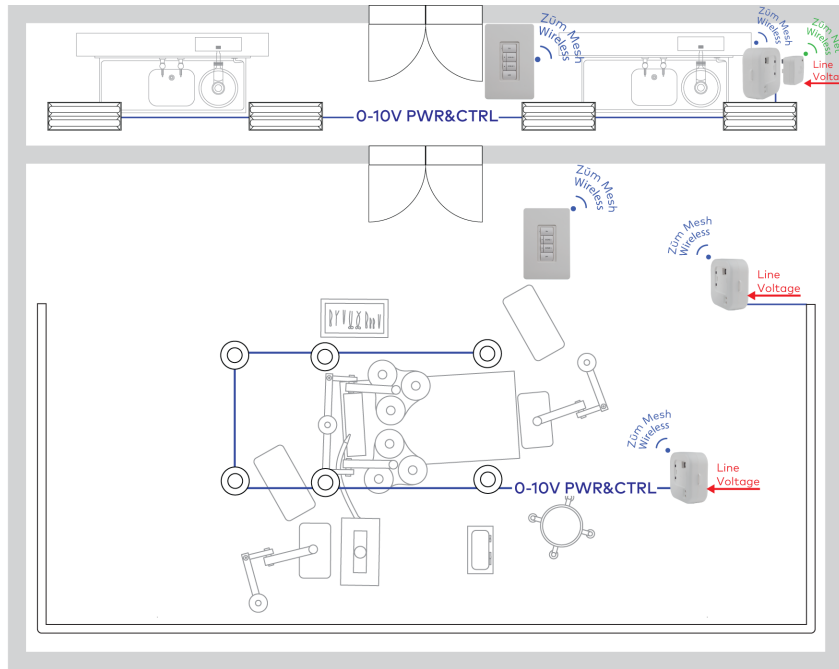
The specific patents that cover Crestron products are listed at [www.crestron.com/legal/patents](http://www.crestron.com/legal/patents).

Certain Crestron products contain open source software. For specific information, visit [www.crestron.com/opensource](http://www.crestron.com/opensource).




Crestron, the Crestron logo, and Zūm are either trademarks or registered trademarks of Crestron Electronics, Inc. in the United States and/or other countries. DALI is either a trademark or registered trademark of IEEE Industry Standards and Technology Organization, Inc. in the United States and/or other countries. Other trademarks, registered trademarks, and trade names may be used in this document to refer to either the entities claiming the marks and names or their products. Crestron disclaims any proprietary interest in the marks and names of others. Crestron is not responsible for errors in typography or photography.

©2021 Crestron Electronics, Inc.

# Zūm® Wireless: 0 - 10V Drivers



## Bill of Materials

Item	Product	Qty
	ZUMMESH-JBOX-16A-LV Zūm Mesh, Dimmer, 0-10V, 16A	2
	ZUMMESH-JBOX-16A-LV + NETBRIDGE Zūm Mesh, Dimmer, 0-10V, 16A + Network Bridge	1
	ZUMMESH-KP10CBATT Zūm Mesh, Battery-Powered Keypad	2

## Code

### Manual Control Device

130.1(a), 130.1(b)  
Local manual switch, multi-level control

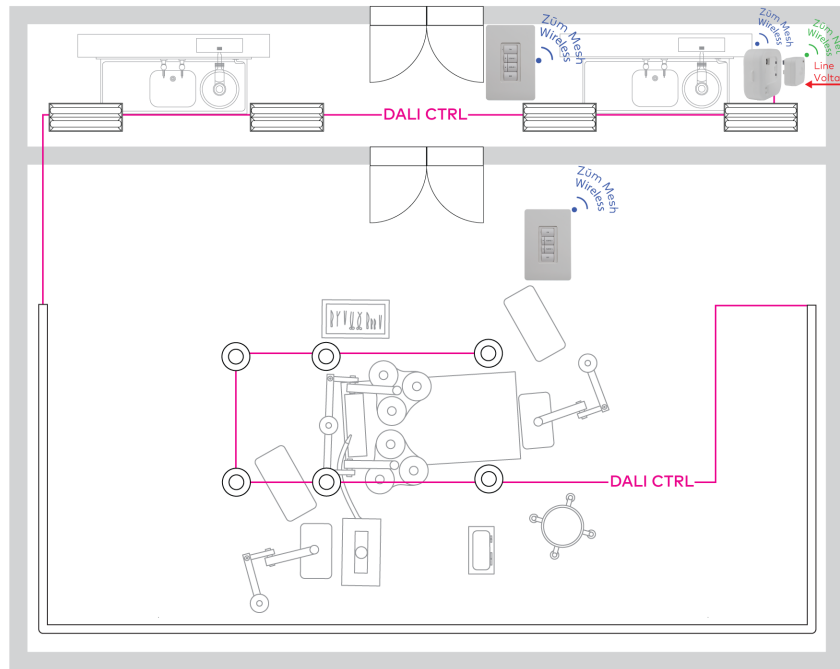
### Programmable Timeclock

130.1(c) 1, 130.2(c) 1 & 2  
Timeclock-based shut off controls



### Demand Response

130.1(e), 110.12(c)  
Partial Off during demand response signal

# Zūm® Wireless: DALI® Drivers



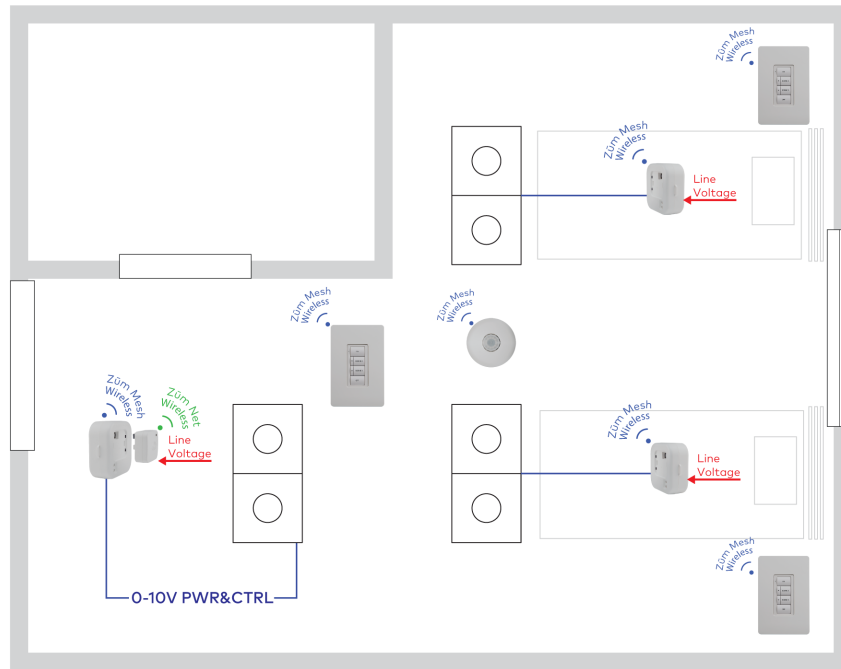
## Bill of Materials

Item	Product	Qty
	ZUMMESH-JBOX-DALI + NETBRIDGE Zūm Mesh, DALI, + Network Bridge	1
	ZUMMESH-KP10CBATT Zūm Mesh, Battery-Powered Keypad	2





## Code

- Manual Control Device**  
130.1(a), 130.1(b)  
Local manual switch, multi-level control
- Programmable Timeclock**  
130.1(c) 1, 130.2(c) 1 & 2  
Timeclock-based shut off controls
- Demand Response**  
130.1(e), 110.12(c)  
Partial Off during demand response signal

# Zūm® Wireless: 0 - 10V Drivers



## Bill of Materials

Item	Product	Qty
	ZUMMESH-JBOX-16A-LV Zūm Mesh, Dimmer, 0-10V, 16A	2
	ZUMMESH-JBOX-16A-LV + NETBRIDGE Zūm Mesh, Dimmer, 0-10V, 16A + Network Bridge	1
	ZUMMESH-KP10CBATT Zūm Mesh, Battery-Powered Keypad	3
	ZUMMESH-PIR-VACANCY-BATT Zūm Mesh, Battery-Powered Vacancy Sensor	1

## Code

- Manual Control Device**  
130.1(a), 130.1(b)  
Local manual switch, multi-level control

---

- Vacancy Sensor Manual On**  
130.1.5.B  
Physical control interface for occupant

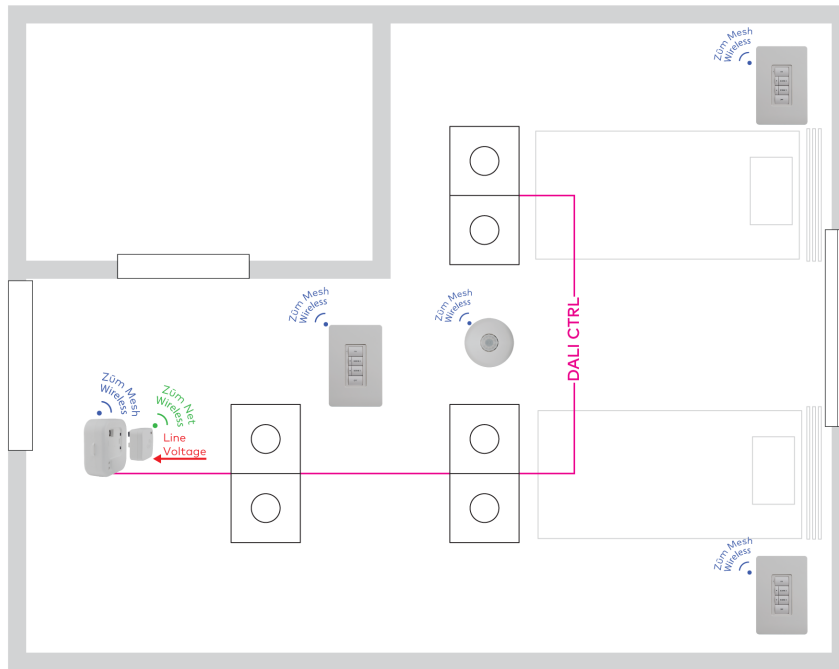
---

- Occupancy Sensor Full Off**  
130.1(c) 5, 130.2(a)  
Auto Off during vacancy




---

- Demand Response**  
130.1(e), 110.12(c)  
Partial Off during demand response signal

# Zūm® Wireless: DALI® Drivers



## Bill of Materials

Item	Product	Qty
	ZUMMESH-JBOX-DALI + NETBRIDGE Zūm Mesh, DALI, + Network Bridge	1
	ZUMMESH-KP10CBATT Zūm Mesh, Battery-Powered Keypad	3
	ZUMMESH-PIR-VACANCY-BATT Zūm Mesh, Battery-Powered Vacancy Sensor	1

## Code

### Manual Control Device

130.1(a), 130.1(b)  
Local manual switch, multi-level control

### Vacancy Sensor Manual On

130.1.5.B  
Physical control interface for occupant

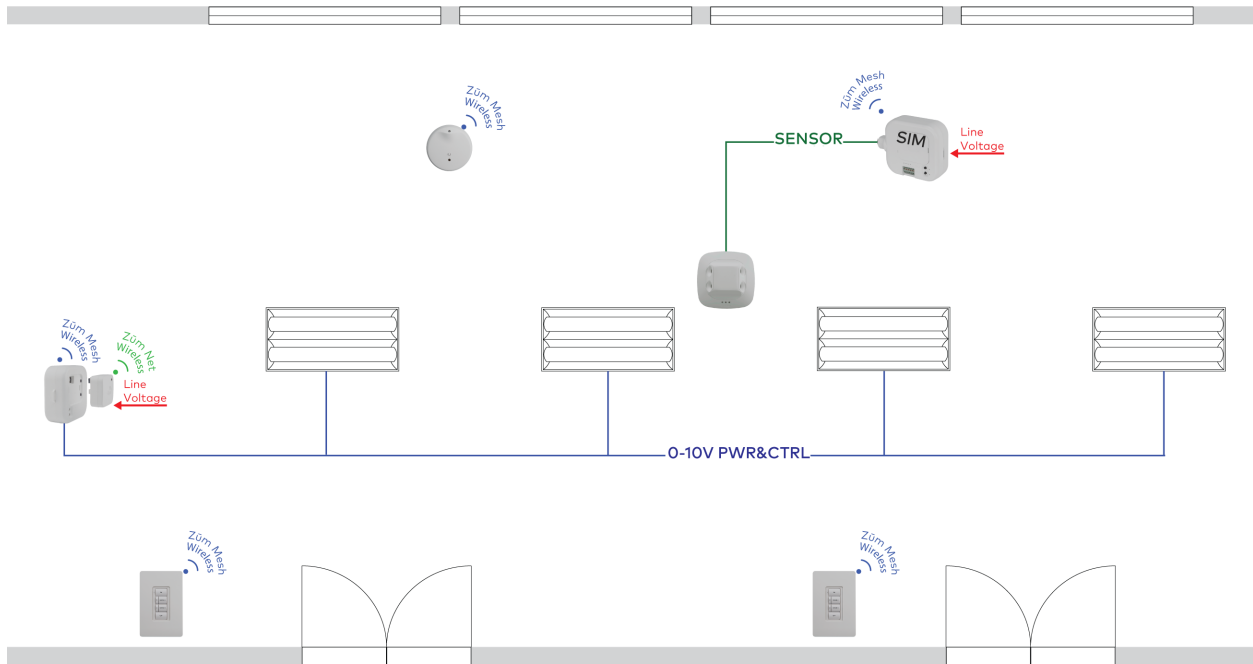
### Occupancy Sensor Full Off

130.1(c) 5, 130.2(a)  
Auto Off during vacancy






### Demand Response

130.1(e), 110.12(c)  
Partial Off during demand response signal

## Zūm® Wireless: 0 - 10V Drivers



## Bill of Materials

Item	Product	Qty
	ZUMMESH-JBOX-16A-LV + NETBRIDGE Zūm Mesh, Dimmer, 0-10V, 16A + Network Bridge	1
	ZUMMESH-JBOX-SIM Zūm Mesh JBox Sensor	1
	ZUMMESH-KP10CBATT Zūm Mesh, Battery-Powered Keypad	2
	ZUMMESH-OL-PHOTOCELL-BATT Zūm Mesh, Battery-Powered Daylight Sensor	1
	GLA-US-HALLWAY-COM1-24 Occupancy Sensor	1

## Code

**Manual Control Device**

130.1(a), 130.1(b)  
Local manual switch, multi-level control

**Occupancy Sensor Full On**

130.1(c) 1  
Full On during occupancy

**Occupancy Sensor Partial Off**

130.1(c) 6 & 7, 130.2(c) 3  
Partial Off during vacancy

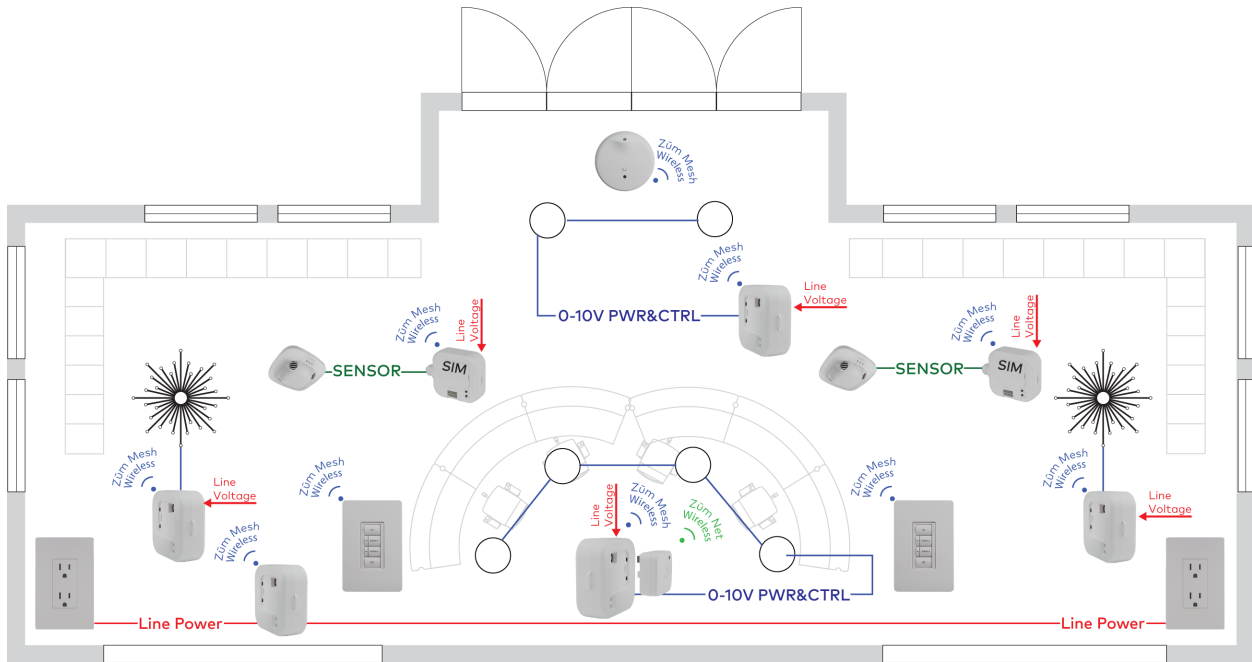
**Daylight Response**

130.1(d), 130.2(c) 1  
Adjust lights based on available daylight




**Demand Response**

130.1(e), 110.12(c)  
Partial Off during demand response signal

# Zūm® Wireless: 0 - 10V Drivers



## Bill of Materials

Item	Product	Qty
	ZUMMESH-JBOX-16A-LV Zūm Mesh, Dimmer, 0-10V, 16A	4
	ZUMMESH-JBOX-16A-LV + NETBRIDGE Zūm Mesh, Dimmer, 0-10V, 16A + Network Bridge	1
	ZUMMESH-JBOX-SIM Zūm Mesh JBox Sensor	2
	ZUMMESH-KP10CBATT Zūm Mesh, Battery-Powered Keypad	2
	ZUMMESH-OL-PHOTOCELL-BATT Zūm Mesh, Battery-Powered Daylight Sensor	1
	GLA-DT-QUATTRO-COM1-24 Presence Detector	2
	Receptacle	2

## Code

- Manual Control Device**  
130.1(a), 130.1(b)  
Local manual switch, multi-level control

---

- Programmable Timeclock**  
130.1(c) 1, 130.2(c) 1 & 2  
Timeclock-based shut off controls

---

- Occupancy Sensor Full On**  
130.1(c) 1  
Full On during occupancy

---

- Occupancy Sensor Full Off**  
130.1(c) 5, 130.2(a)  
Auto Off during vacancy

---

- Daylight Response**  
130.1(d), 130.2(c) 1  
Adjust lights based on available daylight

---

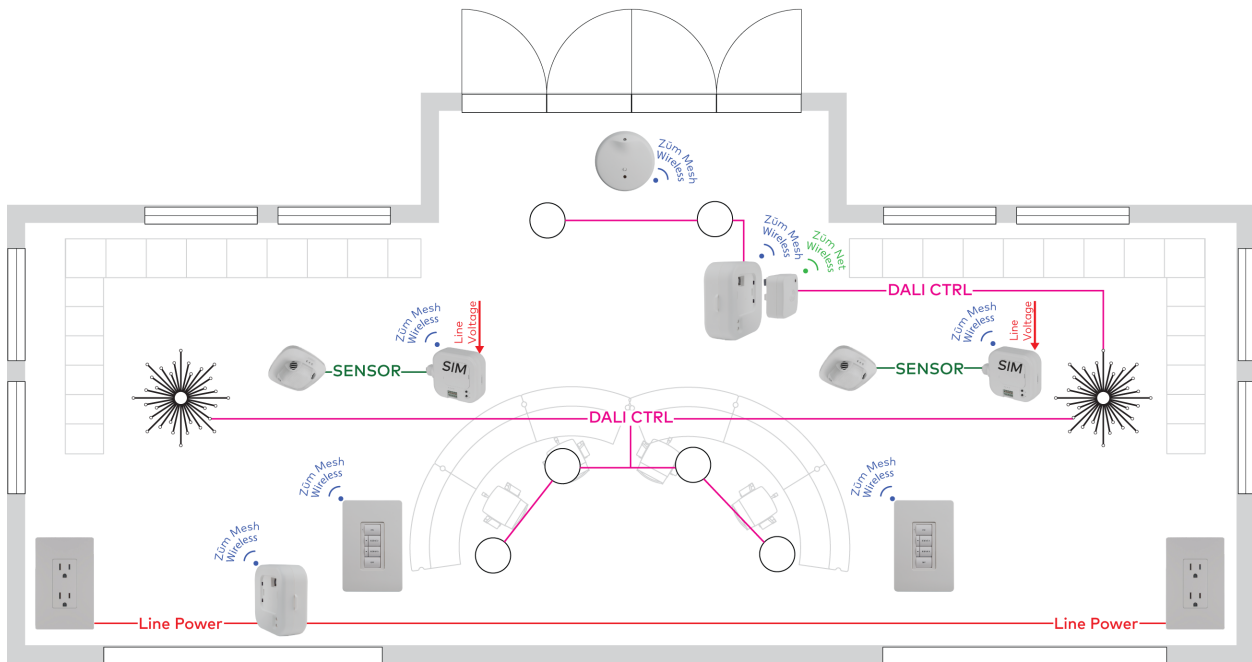
- Controlled Receptacles**  
130.5(d)  
Auto Off for receptacle power

---







- Demand Response**  
130.1(e), 110.12(c)  
Partial Off during demand response signal



# Zūm® Wireless: DALI® Drivers



## Bill of Materials

Item	Product	Qty
	ZUMMESH-JBOX-DALI + NETBRIDGE Zūm Mesh, DALI, + Network Bridge	1
	ZUMMESH-JBOX-SIM Zūm Mesh JBox Sensor	2
	ZUMMESH-KP10CBATT Zūm Mesh, Battery-Powered Keypad	2
	ZUMMESH-OL-PHOTOCELL-BATT Zūm Mesh, Battery-Powered Daylight Sensor	1
	GLA-DT-QUATTRO-COM1-24 Presence Detector	2
	Receptacle	2

## Code

### Manual Control Device

130.1(a), 130.1(b)  
Local manual switch, multi-level control

### Programmable Timeclock

130.1(c) 1, 130.2(c) 1 & 2  
Timeclock-based shut off controls

### Occupancy Sensor Full On

130.1(c) 1  
Full On during occupancy

### Occupancy Sensor Full Off

130.1(c) 5, 130.2(a)  
Auto Off during vacancy

### Daylight Response

130.1(d), 130.2(c) 1  
Adjust lights based on available daylight

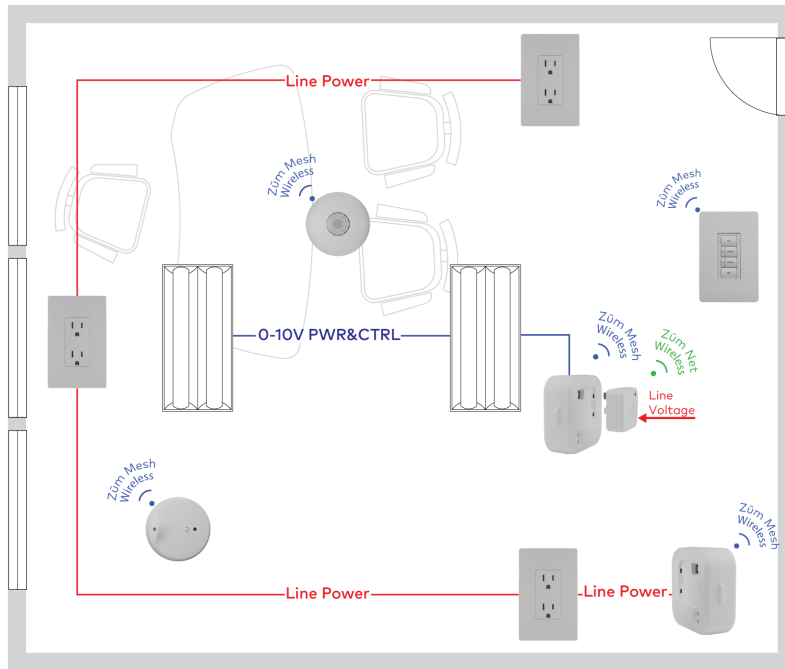
### Controlled Receptacles

130.5(d)  
Auto Off for receptacle power







### Demand Response

130.1(e), 110.12(c)  
Partial Off during demand response signal

# Zūm® Wireless: 0 - 10V Drivers



## Bill of Materials

Item	Product	Qty
	ZUMMESH-JBOX-20A-PLUG Zūm Mesh, Plug, 100-240V, 20A	1
	ZUMMESH-JBOX-16A-LV + NETBRIDGE Zūm Mesh, Dimmer, 0-10V, 16A + Network Bridge	1
	ZUMMESH-KP10CBATT Zūm Mesh, Battery-Powered Keypad	1
	ZUMMESH-OL-PHOTOCELL-BATT Zūm Mesh, Battery-Powered Daylight Sensor	1
	ZUMMESH-PIR-VACANCY-BATT Zūm Mesh, Battery-Powered Vacancy Sensor	1
	Receptacle	3

## Code

- Manual Control Device**  
130.1(a), 130.1(b)  
Local manual switch, multi-level control

---

- Vacancy Sensor Manual On**  
130.1.5.B  
Physical control interface for occupant

---

- Occupancy Sensor Full Off**  
130.1(c) 5, 130.2(a)  
Auto Off during vacancy

---

- Daylight Response**  
130.1(d), 130.2(c) 1  
Adjust lights based on available daylight

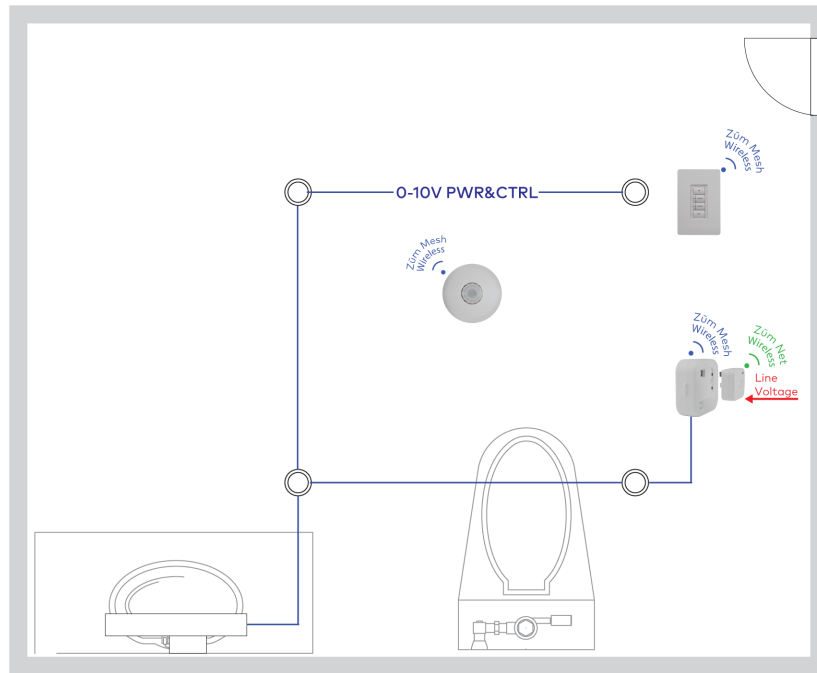
---

- Controlled Receptacles**  
130.5(d)  
Auto Off for receptacle power




---

- Demand Response**  
130.1(e), 110.12(c)  
Partial Off during demand response signal

# Zūm® Wireless: 0 - 10V Drivers



## Bill of Materials

Item	Product	Qty
	ZUMMESH-JBOX-16A-LV + NETBRIDGE Zūm Mesh, Dimmer, 0-10V, 16A + Network Bridge	1
	ZUMMESH-KP10CBATT Zūm Mesh, Battery-Powered Keypad	1
	ZUMMESH-PIR-OCCUPANCY-BATT Zūm Mesh, Battery-Powered Sensor	1

## Code

- Manual Control Device**  
130.1(a), 130.1(b)  
Local manual switch, multi-level control

---

- Occupancy Sensor Full On**  
130.1(c) 1  
Full On during occupancy

---

- Occupancy Sensor Full Off**  
130.1(c) 5, 130.2(a)  
Auto Off during vacancy

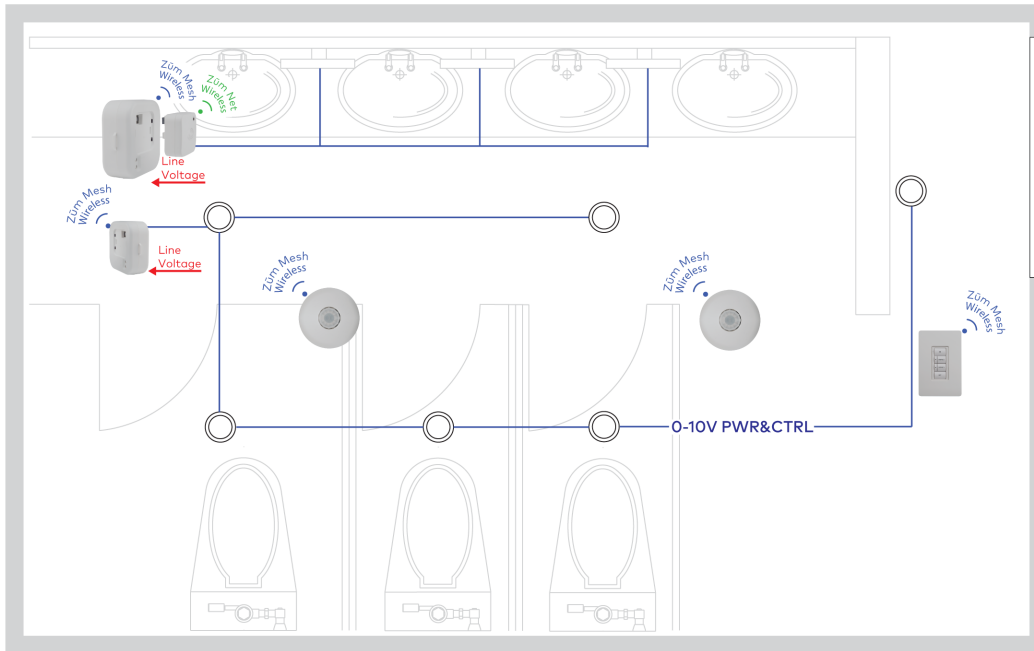
---

- Daylight Response**  
130.1(d), 130.2(c) 1  
Adjust lights based on available daylight





---

- Demand Response**  
130.1(e), 110.12(c)  
Partial Off during demand response signal

# Zūm® Wireless: 0 - 10V Drivers



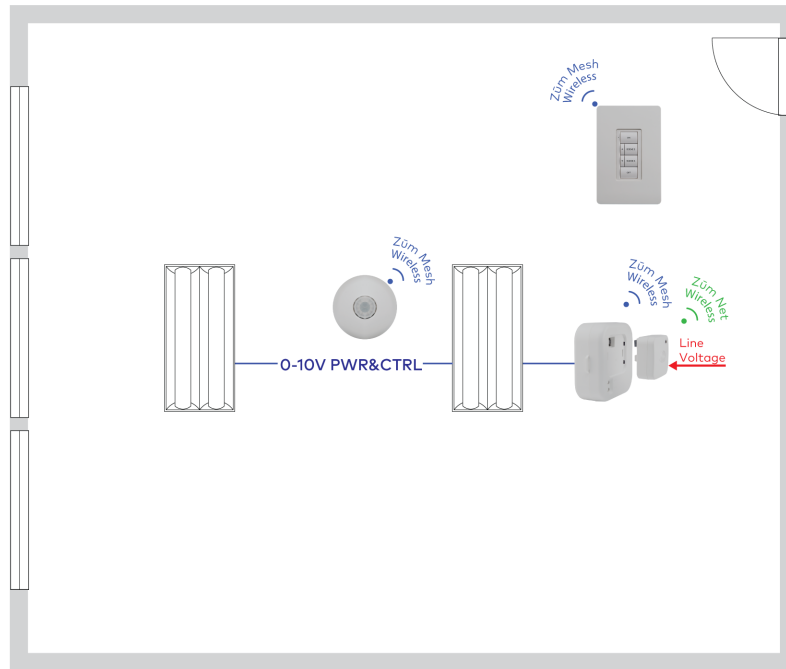
## Bill of Materials

Item	Product	Qty
	ZUMMESH-JBOX-16A-LV Zūm Mesh, Dimmer, 0-10V, 16A	1
	ZUMMESH-JBOX-16A-LV + NETBRIDGE Zūm Mesh, Dimmer, 0-10V, 16A + Network Bridge	1
	ZUMMESH-KP10CBATT Zūm Mesh, Battery-Powered Keypad	1
	ZUMMESH-PIR-OCCUPANCY-BATT Zūm Mesh, Battery-Powered Sensor	2




## Code

- Manual Control Device**  
130.1(a), 130.1(b)  
Local manual switch, multi-level control
- Occupancy Sensor Full On**  
130.1(c) 1  
Full On during occupancy
- Occupancy Sensor Full Off**  
130.1(c) 5, 130.2(a)  
Auto Off during vacancy
- Daylight Response**  
130.1(d), 130.2(c) 1  
Adjust lights based on available daylight
- Demand Response**  
130.1(e), 110.12(c)  
Partial Off during demand response signal

## Zūm® Wireless: 0 - 10V Drivers



### Bill of Materials

Item	Product	Qty
	ZUMMESH-JBOX-16A-LV + NETBRIDGE Zūm Mesh, Dimmer, 0-10V, 16A + Network Bridge	1
	ZUMMESH-KP10CBATT Zūm Mesh, Battery-Powered Keypad	1
	ZUMMESH-PIR-VACANCY-BATT Zūm Mesh, Battery-Powered Vacancy Sensor	1

### Code

#### Manual Control Device

130.1(a), 130.1(b)  
Local manual switch, multi-level control

#### Vacancy Sensor Manual On

130.1.5.B  
Physical control interface for occupant

#### Occupancy Sensor Full Off

130.1(c) 5, 130.2(a)  
Auto Off during vacancy

#### Daylight Response

130.1(d), 130.2(c) 1  
Adjust lights based on available daylight

#### Demand Response

130.1(e), 110.12(c)  
Partial Off during demand response signal

---

**Contact Info**

---

Name

Company

Address 1

Address 2

City, State, Zip

Phone

Email

Website

---

---

**Project Notes**

---

**Square Footage**

**Cost/Sq. Ft.**

--	--