

Crestron **TPS-CBL-3/6/9**

Cable for TPS/Tilt Panel

Installation Guide



CRESTRON

This document was prepared and written by the Technical Documentation department at:



Crestron Electronics, Inc.
15 Volvo Drive
Rockleigh, NJ 07647
1-888-CRESTRON

Contents

Cable for TPS/Tilt Panel: TPS-CBL-3/6/9	1
Description	1
Functional Description	1
Physical Description	2
Cable/Port Signals	3
Cable Connections	3
Further Inquiries	5
Future Updates	5
Return and Warranty Policies	6
Merchandise Returns / Repair Service	6
CRESTRON Limited Warranty	6

Cable for TPS/Tilt Panel: TPS-CBL-3/6/9

Description

Functional Description

The TPS-CBL-3/6/9 cable is an optional feature designed for Crestron's Isys™ TPS-4500 tilt touchpanels. The cable is used for connection to touchpanel NET/VIDEO port and is available in 3-, 6-, and 9-foot versions.

Supplied with the touchpanel is a TPS-4500IMC Interface Module (the TPS-4500IMW Wall-Mounted Interface Module is optional) that serves as an interface between the touchpanel, the video source and/or the Crestron remote control system (herein referred to as the Cresnet system). Also supplied with the touchpanel is one 15-foot (4.57 meter) cable for the NET/VIDEO connections. The TPS-CBL-3/6/9 cable is available to provide optional lengths.

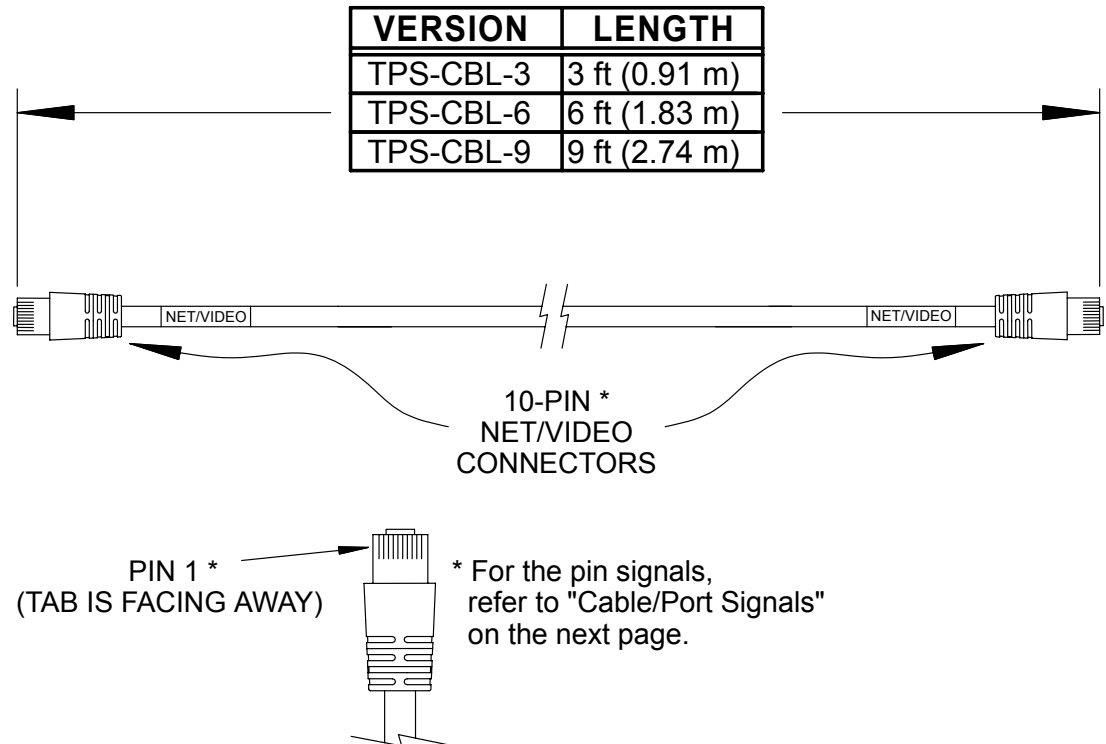
NOTE: For general information about the TPS-4500IMC or TPS-4500IMW, consult the appropriate operations guide (Doc. 5890 or 5913, respectively). The latest revision can be obtained from the Products page (PRODUCT MANUALS section, hardware section) or Downloads page (MANUAL Library) of Crestron's website (www.crestron.com). New users are required to register to obtain access to the FTP site.

NOTE: Although designed specifically for TPS-4500 touchpanels, the TPS-CBL-3/6/9 cable may be used with any tilt touchpanel that requires a connection only to the NET/VIDEO port.

Physical Description

The TPS-CBL-3/6/9 cable contains two 10-pin plugs for NET/VIDEO connections. For the description of the cable, refer to the diagram below.

Cable View



Cable/Port Signals

For the TPS-CBL-3/6/9 cable/port signals, refer to the table below.

NET/VIDEO Plug Pin-Outs

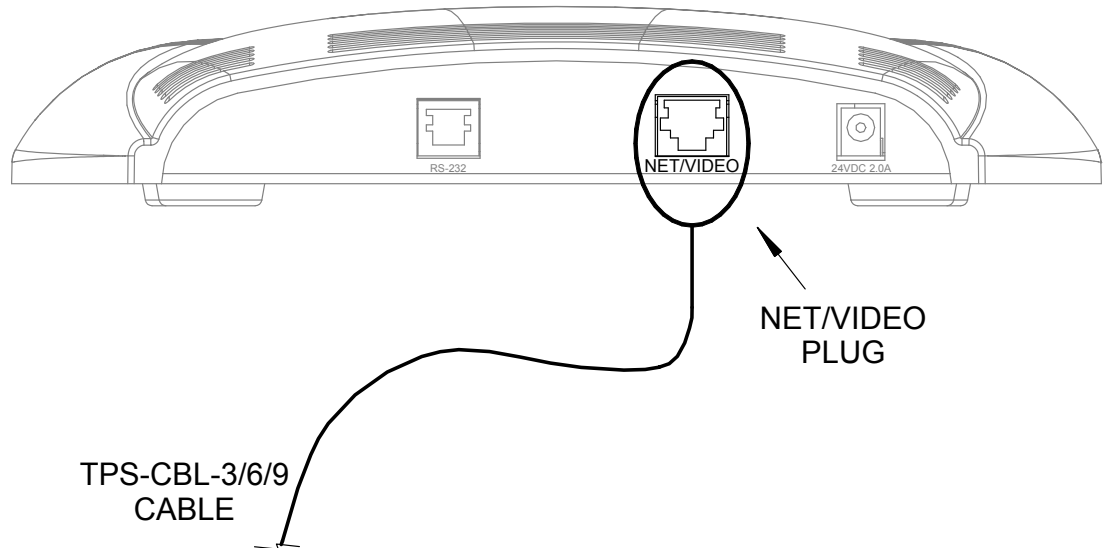
PIN	DESIGNATION	DESCRIPTION
1	+24V	Power (Network)
2	GND	Ground (Network)
3	C+	Chrominance (Positive)
4	C-	Chrominance (Negative)
5	Y	Data (Network)
6	Z	Data (Network)
7	Y+	Luminance (Positive)/Composite
8	Y-	Luminance (Negative)/Composite
9	GND	Ground (Network)
10	+24V	Power (Network)

Cable Connections

NOTE: If connecting the video from the TPS-4500IMC Interface Module (or optional TPS-4500IMW) to the touchpanel, exceeding a cable length 30-feet will significantly degrade the signal. To maintain high-quality video, **DO NOT** daisy-chain cables, Crestron TPS-BLOCK devices or fabricate cables longer than 30-feet. For further information about TPS-BLOCK devices, consult an appropriate installation guide that can be obtained from the Products page (PRODUCT MANUALS section, hardware section) or Downloads page (MANUAL Library) of Crestron's website (www.crestron.com). New users are required to register to obtain access to the FTP site.

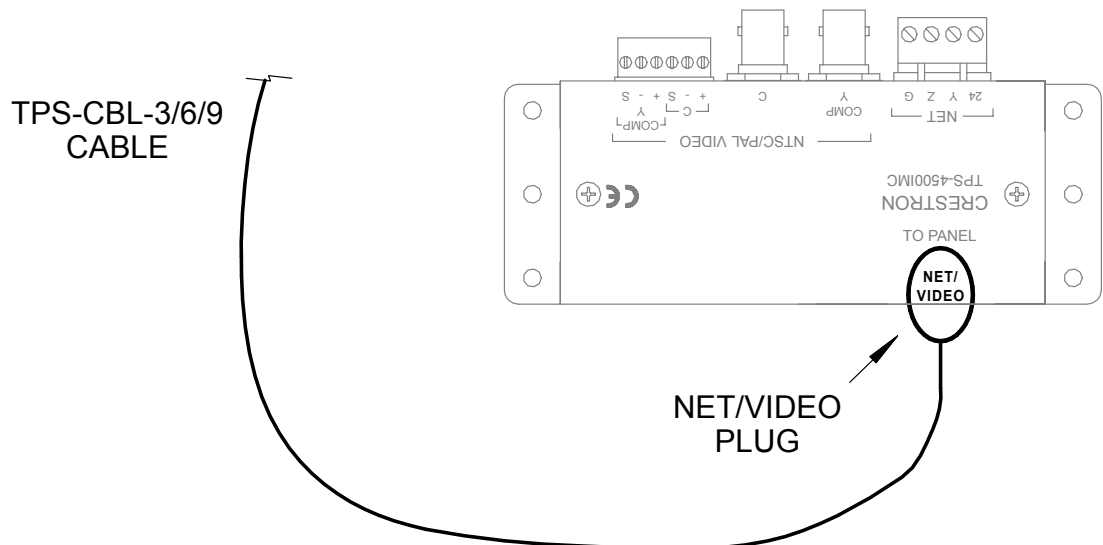
1. Refer to the diagram below. At the rear of the touchpanel base, attach the TPS-CBL-3/6/9 cable plug labeled **NET/VIDEO** to the **NET/VIDEO** port.

Attach Cable Plug to Touchpanel



2. Refer to the diagram below. At the TPS-4500IMC (or optional TPS-4500IMW, not shown), attach the cable plug labeled **NET/VIDEO** to the **NET/VIDEO** port.

Attach Cable Plug to TPS-4500IMC



Further Inquiries

If after reviewing this Installation Guide, you cannot locate specific information or have questions, please take advantage of Crestron's award winning customer service team in your area. Dial one of the following numbers.

- In the US and Canada, call Crestron's corporate headquarters at 1-888-CRESTRON [1-888-273-7876].
- In Europe, call Crestron International at +32-15-50-99-50.
- In Asia, call Crestron Asia at +852-2341-2016.
- In Latin America, call Crestron Latin America at +5255-5093-2160.
- In Australia and New Zealand, call Crestron Pacific at +613-9480-2999.

You can also log onto the online help section of the Crestron website (www.crestron.com) to ask questions about Crestron products. First-time users will need to establish a user account to fully benefit from all available features.

Future Updates

As Crestron improves functions, adds new features, and extends the capabilities of the TPS-CBL-3/6/9, additional information may be made available as manual updates. These updates are solely electronic and serve as intermediary supplements prior to the release of a complete technical documentation revision.

The Downloads page of the Crestron website (www.crestron.com) directs the reader to the location and description of each update. Check the site periodically for update availability and its subjective value. New users are required to register in order to obtain access to the FTP site.

Return and Warranty Policies

Merchandise Returns / Repair Service

1. No merchandise may be returned for credit, exchange, or service without prior authorization from CRESTRON. To obtain warranty service for CRESTRON products, contact the factory and request an RMA (Return Merchandise Authorization) number. Enclose a note specifying the nature of the problem, name and phone number of contact person, RMA number, and return address.
2. Products may be returned for credit, exchange, or service with a CRESTRON Return Merchandise Authorization (RMA) number. Authorized returns must be shipped freight prepaid to CRESTRON, Cresskill, N.J., or its authorized subsidiaries, with RMA number clearly marked on the outside of all cartons. Shipments arriving freight collect or without an RMA number shall be subject to refusal. CRESTRON reserves the right in its sole and absolute discretion to charge a 15% restocking fee, plus shipping costs, on any products returned with an RMA.
3. Return freight charges following repair of items under warranty shall be paid by CRESTRON, shipping by standard ground carrier. In the event repairs are found to be non-warranty, return freight costs shall be paid by the purchaser.

CRESTRON Limited Warranty

CRESTRON ELECTRONICS, Inc. warrants its Cresnet products, denoted by a "CN" prefix model number, to be free from manufacturing defects in materials and workmanship for a period of three (3) years from the date of shipment to purchaser. Disk drives and any other moving or rotating mechanical parts are covered for a period of one (1) year. CRESTRON warrants all its other products for a period of one year from the defects mentioned above, excluding touchscreen display components which are covered for 90 days. Incandescent lamps are completely excluded from Crestron's Limited Warranty. CRESTRON shall, at its option, repair or replace any product found defective without charge for parts or labor. Repaired or replaced equipment and parts supplied under this warranty shall be covered only by the unexpired portion of the warranty.

CRESTRON shall not be liable to honor warranty terms if the product has been used in any application other than that for which it was intended, or if it has been subjected to misuse, accidental damage, modification, or improper installation procedures. Furthermore, this warranty does not cover any product that has had the serial number altered, defaced, or removed.

This warranty shall be the sole and exclusive remedy to the purchaser. In no event shall CRESTRON be liable for incidental or consequential damages of any kind (property or economic damages inclusive) arising from the sale or use of this equipment. CRESTRON makes no other warranties nor authorizes any other party to offer any warranty, expressed or implied, including warranties of merchantability for this product. This warranty statement supersedes all previous warranties.

Trademark Information

All brand names, product names, and trademarks are the sole property of their respective owners. Windows is a registered trademark of Microsoft Corporation. Windows 95/98/Me/XP and Windows NT/2000 are trademarks of Microsoft Corporation.

This page intentionally left blank.



Crestron Electronics, Inc.
15 Volvo Drive Rockleigh, NJ 07647
Tel: 888.CRESTRON
Fax: 201.767.7576
www.crestron.com

Installation Guide - DOC. 6010
12.01

Specifications subject to
change without notice.