

# C2N-VEQ4


## Cresnet 4-Channel Digital Volume Control

quickstart guide

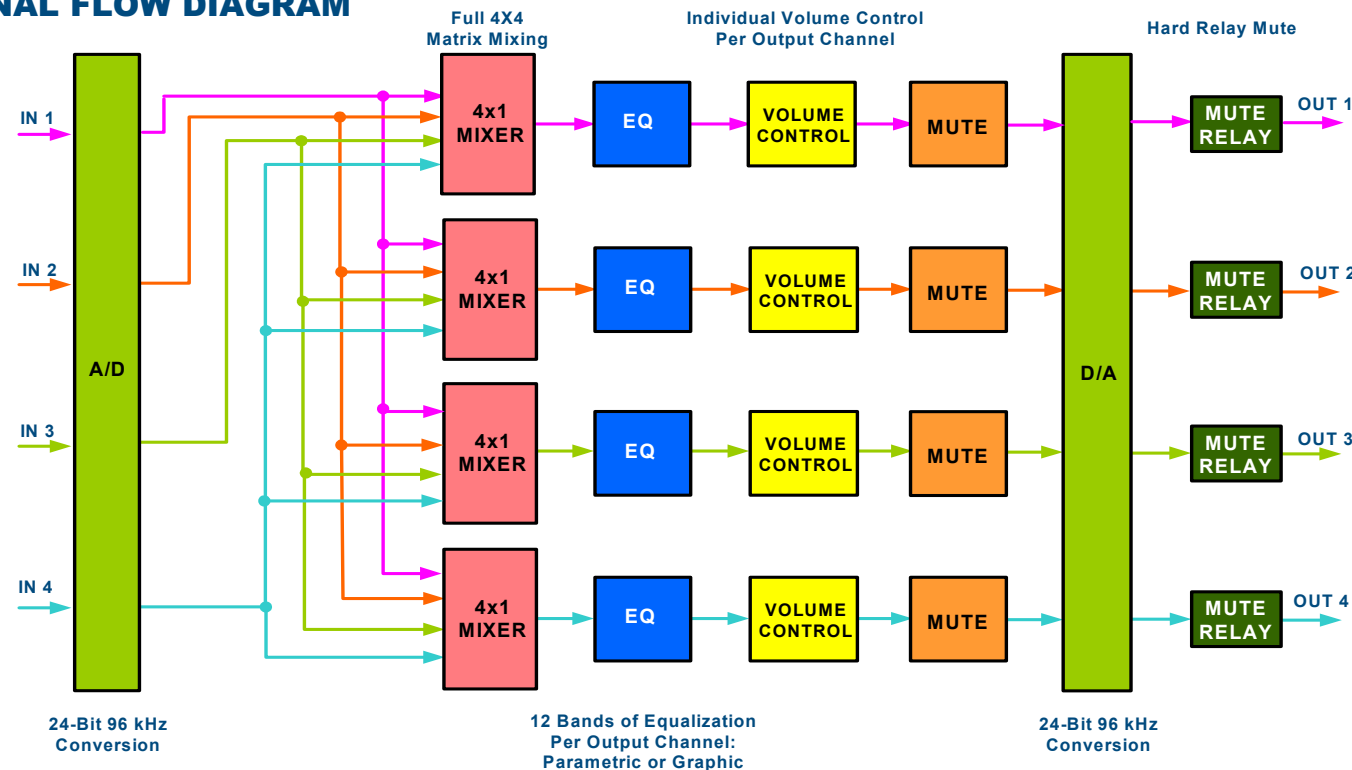
### UNBALANCED INPUT




### BALANCED INPUT




### INTERNAL FLOW DIAGRAM



### UNBALANCED OUTPUT



### BALANCED OUTPUT



### SUMMARY SPECS

**Power Requirements:**  
8.0 Watts (0.3 Amp @ 24 VDC)

**Cresnet Wiring:**  
GND – Black\*  
Z – Blue\*\*  
Y – White\*\*  
24 –Red\*

\* 18 AWG Twisted Pair  
\*\* 22 AWG Twisted Pair

**Network Wiring:**  
Maximum wire distance is 800 feet for a home run providing 24VDC power over Certified Cresnet wire.

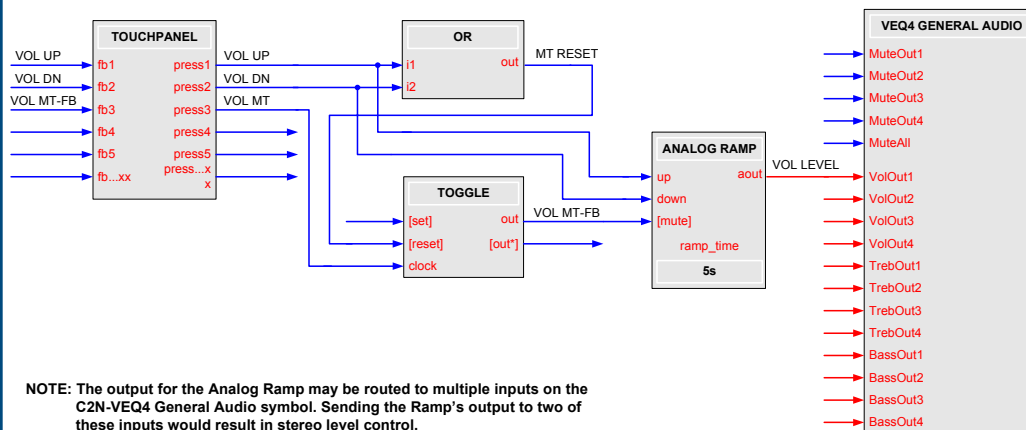
**Dimensions:**<sup>†</sup>  
H = 1.80 in (4.57 cm) 1RU  
W = 7.07 in (17.96 cm)  
D = 6.32 in (16.05 cm).

<sup>†</sup> For rack mounting, use Rack Mount Kit ST-RMK.

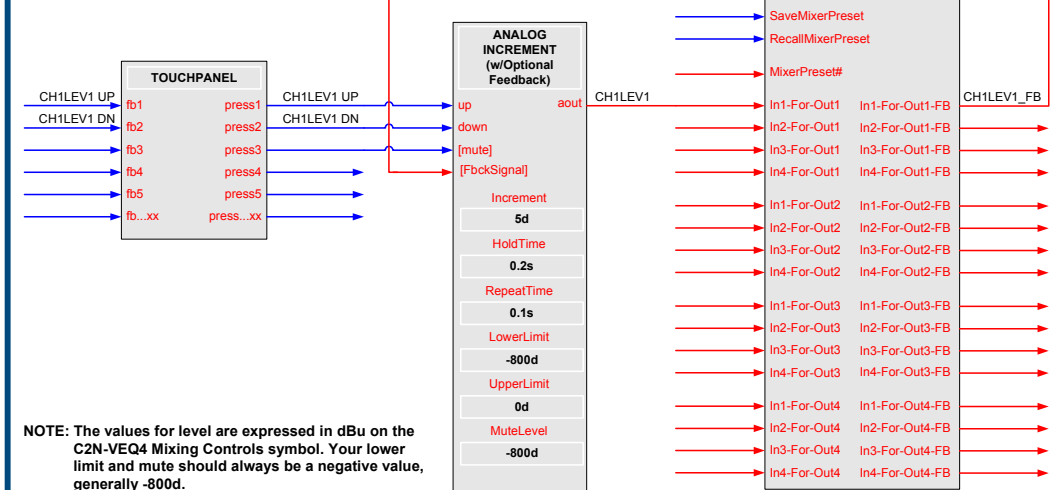
**Configuration:**  
For optimum performance, configure using Crestron's Digital Media Tools.



### BASIC VOLUME CONTROL



### AUDIO MIXING



For details, check the latest revision of the C2N-VEQ4 Operations Guide, Doc. 6135.

QUICKSTART DOC. 6279A 12.04

C2N-VEQ4