

HD-MD-300-C-E Series

DM Lite – HD Scaling Auto-Switcher & HDMI® over CATx Extender 300 w/Wall Plate Transmitter

- > 2x1+1 high-definition digital AV switcher, scaler, and extender
- > Fully-automatic operation — no control system, control panel, or programming required!
- > Easy web browser setup
- > Supports integration with a Crestron® control system for fully programmable functionality
- > Includes a wall plate transmitter and surface-mountable receiver
- > Transmitter includes one HDMI® input, one VGA input, and one analog audio input^[2,3,4]
- > A courtesy LAN jack provides a passive CAT6a network pass-through connection
- > Receiver includes one HDMI input, one HDMI output, and one analog audio output^[2,5,6]
- > A single CATx cable links the transmitter to the receiver^[1]
- > Supports cable lengths up to 230 feet (70 meters) between the transmitter and receiver^[1]
- > Automatically scales input signals to match the native resolution of the room display
- > Supports a range of display resolutions up to Full HD 1080p and WUXGA
- > Supports any input resolution up to Full HD 1080p and WUXGA^[6]
- > Performs deinterlacing of NTSC, PAL, and 1080i sources
- > Handles Dolby Digital® 5.1, DTS® 5.1, and uncompressed 7.1 linear PCM audio
- > Supports stereo audio de-embedding via the analog audio output^[6]
- > Provides up to 150 ms lip-sync delay at the analog output
- > QuickSwitch HD™ technology manages HDCP keys for fast, reliable switching
- > Includes comprehensive built-in EDID configuration tools
- > Provides a 10/100 Ethernet LAN connection
- > Enables device control via CEC, IR, or RS-232
- > Universal 100-240V external power pack included
- > Decorator style faceplate sold separately (type FP-G2-DM only)

The Crestron® HD-MD-300-C-E delivers an incredibly simple and cost-effective multimedia presentation solution for classrooms and meeting spaces. It allows a laptop or mobile device (HDMI® or VGA) to be connected at a wall plate, and routes the signal to a display or projector up to 230 feet (70 meters) away. An additional HDMI source can be connected at the display device location (or through an optional wall plate near the display). Fully automatic operation detects when a source is connected or disconnected at any input and turns the display on and off, alleviating the need for any control panels or remotes. Built-in scaling ensures an optimal video image for SD and HD video signals, as well as for high-res computer signals.

Composed of a compact transmitter and receiver pair (models HD-TX-201-C-2G-E and HD-RX-201-C-E respectively), the HD-MD-300-C-E installs in minutes and requires no special programming. The transmitter mounts in a standard 2-gang US electrical box, while the receiver mounts behind the display or above the projector. The only connection required between the transmitter and receiver is a single CAT type twisted pair cable.^[1] A LAN



port on the receiver allows for connection to an Ethernet network to enable easy setup and configuration via a web browser. Advanced functionality is enabled through integration with a Crestron control system.

Convenience LAN Jack

The wall plate transmitter includes a CAT6a RJ45 courtesy jack, which can be used to provide a 1000Base-T network connection for computers and other devices. The front panel jack simply passes through to a parallel jack on the rear, which connects to an available port on the customer's LAN. This LAN jack is provided as a convenience to supplant the need for a separate RJ45 wall jack.

Note: This LAN jack is completely independent of the LAN port on the receiver and cannot be used to extend Ethernet signals or interface the HD-MD-300-C-E with a computer, control system, or any other equipment.

Multimedia Computer/AV Auto-Switcher

The HD-MD-300-C-E handles high-definition video and computer sources with resolutions up to Full HD 1080p60, 1080i30, or WUXGA 1920x1200. One HDMI input, one VGA input, and one analog audio input are provided on the transmitter to support the connection of computers, mobile devices, and other media sources. An additional HDMI input is provided on the receiver, which may be wired to an optional wall plate or used to connect a local source such as a mini PC or Crestron AirMedia® wireless presentation system.

The inputs on both components can be configured to switch automatically or be controlled through a Crestron control system. Auto-detection on each input enables plug-and-play simplicity, supporting HDMI, DVI, or Dual-Mode DisplayPort signals via any HDMI input, and VGA, RGB, or component video signals via the VGA input.^[2,3] The analog audio input is switched in tandem with the VGA input.^[4] The auto-switching behavior can be configured using

HD-MD-300-C-E DM Lite – HD Scaling Auto-Switcher & HDMI® over CATx Extender 300

“priority routing” mode, allowing the installer to define which inputs take precedence over other inputs when connecting multiple sources.

A single HDMI output is provided on the receiver to feed the display device. This output can support either HDMI or DVI signal types.^[5] A stereo analog audio output is also included to feed an optional [sound bar](#) or [amplifier](#).^[6]

HD Signal Extender

A single CAT type cable (sold separately) links the HD-MD-300-C-E transmitter and receiver together. This cable can be up to 230 feet (70 meters) in length, offering an ideal point-to-point signal extender solution for virtually any room with a single display device.^[1]

HD Scaler

One might assume that any modern display device should support whatever sources you connect to it. In fact, many displays just can’t handle all the different formats and resolutions you’re likely to encounter day-to-day in a dynamic presentation environment. With its built-in professional scaler, the HD-MD-300-C-E enables support for a complete range of digital and analog signals, ensuring that every source displays reliably and beautifully. Automatic calibration is achieved using the display’s EDID^[7] — just connect the receiver to the display and it intelligently converts and enhances the signal for optimal appearance on the display screen.

EDID Format Management

To ensure that every source gets displayed at its optimal resolution and format, the HD-MD-300-C-E provides comprehensive management of the EDID information that passes between the display, scaler, and source devices. Most applications require no changes to the default settings. For applications requiring custom configuration, the HD-MD-300-C-E allows for easy assessment of each device’s format and resolution capabilities, with the ability to configure signals appropriately for the most desirable and predictable behavior.

QuickSwitch HD™ Technology

Handling digital media signals means handling HDCP (High-bandwidth Digital Content Protection), the encryption scheme used by content providers to protect their DVDs, Blu-ray™ discs, and broadcast signals against unauthorized copying. Viewing HDCP encrypted content requires a source device to “authenticate” each display and signal processor in the system and issue it a “key” before delivering an output signal. Crestron QuickSwitch HD manages these keys to ensure fast, reliable switching and immunity to “blackouts.”

Audio De-Embedding

Its analog audio output allows the HD-MD-300-C-E to extract the stereo audio signal from digital sources to feed a sound bar, amplified speakers, or a separate sound system.^[6]

Embedded Device Control



To deliver fully automatic operation of the complete system, the HD-MD-300-C-E can turn the display device on and off via its HDMI connection using CEC (Consumer Electronics Control) commands, or via the built-in IR or RS-232 port. For advanced applications using a Crestron control system, all of the HDMI, IR, and RS-232 ports on the HD-MD-300-C-E can be utilized to attain fully-programmable control of the display, sources, and other devices in the room.

Control System Integration

Fully programmable functionality can be enabled through integration with a Crestron control system. Integration with a control system also enables centralized monitoring using the [Crestron Fusion®](#) Enterprise Management Service.

Low-Profile Installation

The wall plate transmitter (HD-TX-201-C-2G-E) is designed to mount in a 2-gang US electrical box, while the receiver (HD-RX-201-C-E) typically mounts on the wall behind a flat-panel display or on the ceiling above a projector. Alternately, the receiver can be attached to a single rack rail in the back of an equipment cabinet. Both components are powered together using a single wall mount power pack (included) connected at the receiver location. Power is carried between the receiver and transmitter over the DM Lite link connection.




HD-MD-300-C-E Transmitter (HD-TX-201-C-2G-E) – Front, Rear, and Top Views; White version shown with no faceplate

HD-MD-300-C-E DM Lite – HD Scaling Auto-Switcher & HDMI® over CATx Extender 300

Note: The HD-TX-201-C-2G-E requires a 2-gang decorator style faceplate and is only compatible with Crestron FP-G2-DM series faceplates.

Easy Setup

Simplified setup, configuration, and basic operation is provided through a Web browser user interface. Essential controls and status indicators are also provided on each unit for easy testing and troubleshooting without a computer during installation.



HD-MD-300-C-E Receiver (HD-RX-201-C-E) – Rear, Top, and Front Views

SPECIFICATIONS

Video

Switcher: 2x1+1 (2 inputs at transmitter + 1 input at receiver) manual or auto-switching, audio-follow-video, Crestron QuickSwitch HD technology

Scaler: HD video scaler and deinterlacer, noise reduction, 3:2/2:2 pull-down detection and recovery, aspect ratio selection, VGA phase/clock & H/V position adjustments, picture and RGB color adjustments

Input Signal Types: HDMI w/Deep Color (DVI & Dual-Mode DisplayPort compatible^[2]), VGA/RGB (RGBHV, RGBS, RGSb), component (YPbPr)^[3]

Output Signal Types: HDMI w/Deep Color (DVI compatible^[5])

Copy Protection: HDCP 1.4

Maximum Input Resolutions:

Input Type	Scan Type	Resolution	Frame Rate
HDMI	Progressive	1920x1200 WUXGA	60 Hz
		1920x1080 HD 1080p	60 Hz
	Interlaced	1920x1080 HD 1080i	30 Hz

Input Type	Scan Type	Resolution	Frame Rate
VGA/RGB	Progressive	1600x1200 UXGA	60 Hz
		1920x1200 WUXGA	60 Hz
Component	Progressive	1920x1080 HD 1080p	60 Hz
	Interlaced	1920x1080 HD 1080i	30 Hz

NOTE: Common resolutions are shown; other custom resolutions are supported at pixel clock rates up to 165 MHz

Scaler Output Resolutions, HDMI, Progressive: Auto, 640x480@60Hz, 720x480@60Hz (480p), 720x576@50Hz (576p), 800x600@60Hz, 840x480@60Hz, 1024x768@60Hz, 1280x720@50/60Hz (720p50/60), 1280x768@60Hz^[9], 1280x800@60Hz^[9], 1280x960@60Hz, 1280x1024@60Hz, 1360x768@60Hz, 1366x768@60Hz^[9], 1400x1050@60Hz^[9], 1440x900@60Hz^[9], 1600x900@60Hz^[10], 1600x1200@60Hz, 1680x1050@60Hz^[9], 1920x1080@30/50/60Hz (1080p30/50/60), 1920x1200@60Hz^[10]

Scaler Output Resolutions, HDMI, Interlaced: Auto, 480i, 576i, 1080i25, 1080i30

Audio

Input Signal Types: HDMI (Dual-Mode DisplayPort compatible^[2]), analog stereo

Output Signal Types: HDMI, analog stereo^[6]

Digital Formats: Dolby Digital, Dolby Digital EX, DTS, DTS ES, DTS 96/24, LPCM up to 8 channels

Analog Formats: Stereo 2-channel^[6]

Analog-To-Digital Conversion: 24-bit 48 kHz

Digital-To-Analog Conversion: 24-bit 48 kHz

Analog Output Volume: -80 to +20 dB Level adjustment range, plus Mute

Analog Output Lip-Sync Delay: 0 to 150 ms (maximum delay time is reduced for input signals with sampling rates over 48 kHz)

Analog Input Performance:

Frequency Response: 20 Hz to 20 kHz ±0.75 dB;

S/N Ratio: >90 dB, 20 Hz to 20 kHz A-weighted;

THD+N: <0.006% @ 1 kHz;

Stereo Separation: >80 dB

Analog Output Performance:

Frequency Response: 20 Hz to 20 kHz ±0.5 dB;

S/N Ratio: >95 dB, 20 Hz to 20 kHz A-weighted;

THD+N: <0.005% @ 1 kHz;

Stereo Separation: >80 dB

Communications

Ethernet: 10/100 Mbps, auto-switching, auto-negotiating, auto-discovery, full/half duplex, DHCP, Web browser setup and control, Crestron control system integration

RS-232: 2-way device control and monitoring up to 115.2k baud with hardware and software handshaking

IR: 1-way device control via infrared up to 60 kHz

HDMI: HDCP 1.4, EDID, CEC

DM Lite Link: Proprietary link for connection between TX & RX only

NOTE: Supports management of HDCP and EDID; supports management of CEC between the connected HDMI devices and a control system

HD-MD-300-C-E DM Lite – HD Scaling Auto-Switcher & HDMI® over CATx Extender 300

Connectors at Transmitter (HD-TX-201-C-2G-E)

HDMI IN: (1) HDMI Type A connector, female;
HDMI digital video/audio input (DVI & Dual-Mode DisplayPort compatible^[2])

VGA IN: (1) HD15 connector, female;
RGB (VGA) or component video input^[3];
Formats: RGBHV, RGBS, RGSB, YPbPr

AUDIO IN: (1) 3.5 mm TRS mini phone jack;
Unbalanced stereo line-level audio input^[4];
Maximum Input Level: 2 Vrms;
Input Impedance: 44k Ohms

LAN (Front): (1) 8-pin RJ45 connector, female;
Passive pass-through to the rear panel LAN jack;
See “LAN (Rear)” specifications below

SERVICE (Right Side): (1) USB Type A connector, female;
For factory use only

TO RX (Rear): (1) 8-pin RJ45 connector, female, shielded;
Link port for connection to HD-RX-201-C-E receiver^[1]

24VDC 1.25A (Rear): (2) Captive screw terminals;
Not used

LAN (Rear): (1) 8-pin RJ45 connector, female;
Passive pass-through to the front panel LAN jack;
Compatible Cable Standards: CAT5e, CAT6, CAT6a;
Low Level Contact Resistance: 100 mΩ maximum;
Insulation Resistance: 500 mΩ minimum at 500 Volts DC;
Dielectric Withstanding Voltage: 1000 Volts AC between contacts and shell;
Voltage Rating: 125 Volts AC;
Current Rating: 1.5 Amps;
PoE Compatibility: IEEE 802.3at PoE & PoE+;
Insertion Force: 22 N maximum;
Retention Force: 76 N minimum

Connectors at Receiver (HD-RX-201-C-E)

HDMI, INPUT 1: (1) HDMI Type A connector, female;
HDMI digital video/audio input (DVI & Dual-Mode DisplayPort compatible^[2])

FROM TX, INPUT 2: (1) 8-pin RJ45 connector, female, shielded;
Link port for connection to HD-TX-201-C-2G-E transmitter^[1];
Maximum cable length: 230 ft (70 m)

HDMI OUTPUT: (1) HDMI Type A connector, female;
HDMI digital video/audio output (DVI compatible^[5])

AUDIO L/R: (1) 5-pin 3.5mm detachable terminal block;
Balanced/unbalanced stereo line-level audio output^[6];
Maximum Output Level: 4 Vrms balanced, 2 Vrms unbalanced
Output Impedance: 200 Ohms balanced, 100 Ohms unbalanced

IR: (1) 2-pin 3.5 mm detachable terminal block;
IR output control port; Supports IR up to 60 kHz;

IRP2 emitter sold separately;

Note: Provides power on/off control of the display device without a control system, or fully programmable control of any device with a control system

COM: (1) 5-pin 3.5 mm detachable terminal block;
Bidirectional RS-232 port; Supports RS-232 up to 115.2k baud with hardware and software handshaking;

Note: Provides power on/off control of the display device without a control system, or fully programmable control of any device with a control system

LAN: (1) 8-pin RJ45 connector, female;
10Base-T/100Base-TX Ethernet port

24VDC 1.25A: (1) 2.1 x 5.5 mm DC power connector;
24 Volt DC power input;
PW-2412WU power pack included;

Note: This connection powers both the receiver and transmitter

SERVICE: (1) USB Type A connector, female;
For factory use only

Controls & Indicators at Transmitter (HD-TX-201-C-2G-E)

PWR: (1) Bi-color green/amber LED, indicates operating power is supplied from the RX via the DM Lite link, turns amber while booting and green when operating

HDMI IN: (1) Bi-color green/amber LED, indicates HDMI input selection and signal presence

VGA IN: (1) Bi-color green/amber LED, indicates VGA input selection and signal presence

INPUT SEL: (1) Pushbutton for manual input selection, cycles through all available inputs on both the TX and RX

AUTO: (1) Pushbutton to enable/disable auto-switching mode, and (1) green LED to indicate auto-switching mode is enabled

SETUP: (1) Red LED and (1) recessed pushbutton for Ethernet setup

LINK: (1) Green LED, indicates the DM Lite link status

RESET: (1) Pushbutton for hardware reset (Resets both the TX and RX)

TO RX (Rear): (2) LEDs (on RJ45 connector), green LED indicates DM Lite link status, amber LED indicates a valid video signal

Controls & Indicators at Receiver (HD-RX-201-C-E)

FROM TX, INPUT 2: (2) LEDs (on RJ45 connector), green LED indicates DM Lite link status, amber LED indicates a valid video signal

LAN: (2) LEDs (on RJ45 connector), green LED indicates Ethernet link status, amber LED indicates Ethernet activity

PWR: (1) Bi-color green/amber LED, indicates operating power is supplied from the power pack via the 24VDC input, turns amber while booting and green when operating

AUTO: (1) Pushbutton to enable/disable auto-switching mode, and (1) green LED to indicate auto-switching mode is enabled

INPUT 1 – 2: (2) Pushbuttons for manual input selection, and (2) bi-color green/amber LEDs to indicate the current active input and signal presence at each corresponding input

SETUP: (1) Red LED and (1) recessed pushbutton for Ethernet setup

Power

Power Pack (included):

Input: 0.8 Amps (maximum) @ 100-240 Volts AC, 50/60 Hz;

Output: 1.25 Amps @ 24 Volts DC;

Model: **PW-2412WU**

HD-MD-300-C-E DM Lite – HD Scaling Auto-Switcher & HDMI® over CATx Extender 300

Note: The receiver and transmitter are powered together using a single power pack connected at the receiver.

Power Consumption: 13 Watts typical

Environmental

Temperature: 32° to 104°F (0° to 40°C)

Humidity: 20% to 90% RH (non-condensing)

Heat Dissipation: 44.3 BTU/hr

Construction

Transmitter (HD-TX-201-C-2G-E):

Composition: Metal housing and bracket with black or white polycarbonate front label overlays;

Mounting: Mounts in a 2-gang, 2-1/4 inch (57 mm) deep U.S. electrical box or plaster ring (not included);

Faceplate: Requires a Crestron **FP-G2-DM-B-T** or **FP-G2-DM-W-T** faceplate (sold separately, other faceplates are incompatible)

Receiver (HD-RX-201-C-E):

Chassis: Metal, black finish, with (2) integral mounting flanges, vented sides;

Mounting: Freestanding, surface mount, or attach to a single rack rail

Dimensions

Transmitter (HD-TX-201-C-2G-E): Height: 4.19 in (107 mm);

Width: 3.50 in (89 mm);

Depth: 1.92 in (49 mm)

Receiver (HD-RX-201-C-E): Height: 1.11 in (28 mm);

Width: 7.70 in (196 mm);

Depth: 4.94 in (126 mm)

Weight

Transmitter (HD-TX-201-C-2G-E): 8.9 oz (252 g)

Receiver (HD-RX-201-C-E): 20.82 oz (590 g)

Compliance

UL Listed for US & Canada, CE, IC, FCC Part 15 Class B digital device

MODELS & ACCESSORIES

Available Models

HD-MD-300-C-E-B: DM Lite – HD Scaling Auto-Switcher & HDMI® over CATx Extender 300 w/Wall Plate Transmitter, Black

HD-MD-300-C-E-W: DM Lite – HD Scaling Auto-Switcher & HDMI® over CATx Extender 300 w/Wall Plate Transmitter, White

Included Accessories

HD-TX-201-C-2G-E-B-T: DM Lite – HDMI® over CATx Transmitter & 2x1 Auto-Switcher w/VGA & Analog Audio, Wall Plate, Black Textured (Qty. 1 included with HD-MD-300-C-E-B only)

HD-TX-201-C-2G-E-W-T: DM Lite – HDMI® over CATx Transmitter & 2x1 Auto-Switcher w/VGA & Analog Audio, Wall Plate, White Textured (Qty. 1 included with HD-MD-300-C-E-W only)

HD-RX-201-C-E: DM Lite – HDMI® over CATx Receiver, Room Controller, 2x1 Auto-Switcher, HD Scaler, Surface Mount (Qty. 1 included)

PW-2412WU: Wall Mount Power Pack, 24VDC, 1.25A, 2.1mm, Universal (Qty. 1 included)

Available Accessories

FP-G2-DM-B-T: 2-Gang Decorator Style Faceplate for HD-TX-201-C-2G-E Series, Black Textured

FP-G2-DM-W-T: 2-Gang Decorator Style Faceplate for HD-TX-201-C-2G-E Series, White Textured

DM-CBL-8G-NP Series: DigitalMedia 8G™ Cable, non-plenum

DM-CBL-8G-P Series: DigitalMedia 8G™ Cable, plenum

DM-8G-CONN-WG-100: Connectors with Wire Guide for DM-CBL-8G DigitalMedia 8G™ Cable, 100-Pack

DM-8G-CRIMP-WG: Crimping Tool for DM-8G-CONN-WG

CBL Series: Crestron® Certified Interface Cables

MP-WP Series: Media Presentation Wall Plates

CNSP-XX: Custom Serial Interface Cable

IRP2: IR Emitter w/Terminal Block Connector

AM-200: AirMedia® Presentation System 200

SAROS SB-200-P-B: Saros® Sound Bar 200, Powered

MP-AMP30: Media Presentation Audio Amplifier

AMP Series: Modular Power Amplifiers

Notes:

1. For the DM Lite link cable between the TX and RX, use Crestron **DM-CBL-8G** DigitalMedia 8G™ cable or third-party CAT5e (or better). The maximum cable length is 230 ft (70 m). Shielded cable and connectors are required when bundling multiple cables in a wire run, and are recommended for all applications to safeguard against unpredictable environmental electrical noise which may impact performance at resolutions above 1080p. All wire and cables are sold separately. DM Lite devices are not compatible with DigitalMedia 8G+® (DM 8G+®), HDBaseT®, PoE, PoDM, or any other CATx based interface or network.
2. Each HDMI input requires an appropriate adapter or interface cable to accommodate a DVI or Dual-Mode DisplayPort signal. **CBL-HD-DVI** interface cables are available separately.
3. The VGA input can accept RGB and component video signals through an appropriate adapter (not included).
4. The analog audio input is only active when the VGA input is selected. It can be used with an audio-only source with no video source connected. The analog audio input cannot be paired with the HDMI video input.
5. The HDMI output requires an appropriate adapter or interface cable to accommodate a DVI signal. **CBL-HD-DVI** interface cables are available separately.
6. The analog stereo audio output is only active when the input is receiving a 2-channel stereo signal via either the analog input or HDMI.
7. EDID (Extended Display Identification Data) is data embedded in an HDMI, DVI, or VGA signal that enables the display device to tell the scaler what resolutions and formats it can support, allowing the scaler to configure itself automatically to feed an optimal output signal to the display.
8. Supports any input resolution and scan rate that has a pixel clock of 165 MHz or lower.
9. With or without reduced blanking.
10. With reduced blanking only.

This product may be purchased from an authorized Crestron dealer. To find a dealer, please contact the Crestron sales representative for your area. A list of sales representatives is available online at <https://www.crestron.com/How-To-Buy/Find-a-Representative> or by calling 855-263-8754.

The specific patents that cover this and other Crestron products are listed online at <https://www.crestron.com/legal/patents>.

Certain Crestron products contain open source software. For specific information, visit <https://www.crestron.com/opensource>.

HD-MD-300-C-E DM Lite – HD Scaling Auto-Switcher & HDMI® over CATx Extender 300

Crestron, the Crestron logo, AirMedia, Crestron Fusion, DigitalMedia 8G, DigitalMedia 8G+, DM 8G+, QuickSwitch HD, and Saros are either trademarks or registered trademarks of Crestron Electronics, Inc. in the United States and/or other countries. Blu-ray is either a trademark or registered trademark of the Blu-ray Disc Association in the United States and/or other countries. Dolby Digital is either a trademark or registered trademark of Dolby Laboratories in the United States and/or other countries. DTS is either a trademark or registered trademark of DTS, Inc. in the United States and/or other countries. HDBaseT is either a trademark or registered trademark of the HDBaseT Alliance in the United States and/or other countries. HDMI and the HDMI Logo are either trademarks or registered trademarks of HDMI Licensing LLC in the United States and/or other countries. Other trademarks, registered trademarks, and trade names may be used in this document to refer to either the entities claiming the marks and names or their products. Crestron disclaims any proprietary interest in the marks and names of others. Crestron is not responsible for errors in typography or photography. Specifications are subject to change without notice. ©2018 Crestron Electronics, Inc.

