

USB-EXT-2-LOCAL-1G/USB-EXT-2-REMOTE-1G

USB over Category Cable Extender Wall Plates



- Provide reliable, high-speed USB signal extension for most USB 1.1 or 2.0 devices¹
- Compatible with Crestron® USB over Twisted Pair Extender (USB-EXT-2)
- Extend USB signals up to 330 ft (100 m) over CAT5e (or better) twisted-pair cable²
- 100-240 VAC power supply (included with the Remote extender)
- Enable transparent point-to-point USB extension without any configuration or programming
- Mount in an unobstructed North American 1-gang electrical box (not included)
- Plug-and-play compatible with most types of USB 1.1 and 2.0 devices and hosts¹
- No drivers required with Windows®, macOS®, or Linux® operating systems¹
- Transport USB over CAT5e at speeds up to 480 Mbps
- Mass Storage Acceleration maximizes USB 2.0 bulk transfer speeds
- Expandable using up to 4 USB hubs (not included)
- USB-EXT-2-REMOTE-1G provides 2 USB Type A ports

The Crestron® USB over Category Cable Extender Wall Plates ([USB-EXT-2-LOCAL-1G](#) and [USB-EXT-2-REMOTE-1G](#)) deliver reliable, high-speed USB signal extension for USB 1.1 and 2.0 devices in a conference room, classroom, auditorium, command center, medical facility, public space, or residence. Without requiring any special configuration or drivers, the USB extenders enable wire runs up to 330 ft (100 m) over a single CAT5e (or better) shielded twisted-pair (STP) cable. The USB extenders support most USB device types and are plug-and-play compatible with computers running Windows®, macOS®, and Linux® operating systems.

Two types of wall plate USB extenders are available:

- USB-EXT-2-REMOTE-1G - Provides connectivity for up to two USB devices (keyboards, whiteboards, mobile devices, etc.) at one location
- USB-EXT-2-LOCAL-1G - Provides connectivity for a single USB host (computer, media server, codec, etc.)

Linking the two extenders requires one run of CAT5e shielded twisted-pair cable.² Both extenders are powered by a single 100-240 VAC power supply, which can be connected at either end to an AC power receptacle.³ The USB-EXT-2-LOCAL-1G and USB-EXT-2-REMOTE-1G mount in an unobstructed North American 1-gang electrical box and are also compatible with the USB over Twisted Pair Extender ([USB-EXT-2](#)).

NOTE: The USB-EXT-2-LOCAL-1G and USB-EXT-2-REMOTE-1G are simple point-to-point USB signal extenders. They do not switch or route USB signals, and do not connect to a network. For KVM and other applications routing USB signals over an Ethernet network, please refer to the USB over Category Cable Extender Wall Plates ([USB-NX2-LOCAL-1G](#) and [USB-NX2-REMOTE-1G](#)) or the USB over Ethernet Extenders with Routing ([USB-EXT-DM-LOCAL](#) and [USB-EXT-DM-REMOTE](#)).²

USB-EXT-2-LOCAL-1G/USB-EXT-2-REMOTE-1G

USB over Category Cable Extender Wall Plates

Specifications

Communications

LINK	USB extension up to 330 ft (100 m) over solid-core CAT5e (or better) shielded twisted pair (STP) cable ²
USB Device Support	USB 1.0/1.1 and 2.0 compatible including mass storage and isochronous devices ¹
USB Hub Support	Any signal chain may include up to 4 USB hubs plus one USB-EXT-2-LOCAL-1G and one USB-EXT-2-REMOTE-1G ¹
Maximum USB Devices	30 USB devices, or 4 USB hubs with 26 USB devices
Host Computer OS Support	Windows®, macOS®, and Linux® operating systems
USB Throughput	USB 2.0 up to 480 Mbps, USB 1.1 up to 12 Mbps

Connectors – Local extender

24 V 0.75 A	(1) 2-pin 3.5 mm detachable terminal block; 24 VDC power input (power supply included with the Remote extender) ³
CONFIG	For factory use only
LINK	(1) 8-pin RJ45 connector, female; Connects directly to a Remote extender ²
USB	(1) USB Type B connector, female USB 2.0 device port for connection to the USB host computer, media server, game console, annotator, codec, etc.

Connectors – Remote extender

24 V 0.75 A	(1) 2-pin 3.5 mm detachable terminal block; 24 VDC power input; PW-2407WUL power supply included ³
CONFIG	For factory use only
LINK	(1) 8-pin RJ45 connector, female; Connects to Link port on the Local extender ²

USB

(2) USB Type A connectors, female;
USB 2.0 host ports for connection of USB devices such as mice, keyboards, and other USB devices¹

Indicators – Local extender

ACT	(1) Amber LED, indicates data activity on the LINK interface
HOST	(1) Green LED, indicates a valid connection to the USB host
LINK	(1) Green LED, indicates a valid LINK connection to the Remote extender
MODE	(1) Recessed pushbutton (for factory use only)
PWR	(1) Blue LED, indicates operating power is supplied via the local power supply or the LINK connection ³

Indicators – Remote extender

ACT	(1) Amber LED, indicates data activity on the LINK interface
HOST	(1) Green LED, indicates a valid connection to the USB host at the Local extender
LINK	(1) Green LED, indicates a valid LINK connection to the Local extender
MODE	(1) Recessed pushbutton (for factory use only)
PWR	(1) Blue LED, indicates operating power is supplied via the local power supply or the LINK connection ³

Power

USB-EXT-2-LOCAL-1G USB powered via the USB host interface³

An optional ferrite bead is provided to reduce or prevent EMI (electromagnetic interference).³

USB-EXT-2-REMOTE-1G Input: 100-240 VAC, 50/60 Hz;
Output: 0.75 A @ 24 VDC;
Model: [PW-2407WUL](#);³

An optional ferrite bead is provided to reduce or prevent EMI (electromagnetic interference).³

USB-EXT-2-LOCAL-1G/USB-EXT-2-REMOTE-1G

USB over Category Cable Extender Wall Plates

Environmental

Temperature	32° to 122° F (0° to 50° C)
Humidity	20% to 80% RH (non-condensing)

Enclosure

Construction	Metal, black finish with white or black polycarbonate label overlay
Flush Wall Mount	Mounts in an unobstructed North American 1-gang electrical box (not included); FP-G1 series decorator style faceplate (not included)

Dimensions

Height	4.12 in. (105 mm)
Width	1.72 in. (44 mm)
Depth	1.95 in. (50 mm)

Compliance

IC, FCC Part 15 Class B digital device

Models

USB-EXT-2-LOCAL-1G-W

USB over Category Cable Extender Wall Plate, Local, White

USB-EXT-2-LOCAL-1G-B

USB over Category Cable Extender Wall Plate, Local, Black

USB-EXT-2-REMOTE-1G-W

USB over Category Cable Extender Wall Plate, Remote, White

USB-EXT-2-REMOTE-1G-B

USB over Category Cable Extender Wall Plate, Remote, Black

Included Accessories

PW-2407WUL

Wall Mount Power Pack, 24 VDC, 0.75 A, Flying Leads, Universal

Notes:

1. The USB extender is engineered to deliver maximum compatibility with the widest possible range of devices. Crestron does not guarantee that all USB devices or hosts are compatible with the USB extender. Certain USB devices may require additional driver installation if not directly supported by the computer's operating system.
2. For the LINK connection between the Local and Remote extenders, as a minimum, use high quality, solid core CAT5e (or better) unshielded twisted pair (UTP) cable. To comply with the European Directive (CE), Crestron® recommends using high-quality, solid core CAT5e (or better) shielded twisted pair (STP) cable. If connecting either extender through a wall jack, a stranded patch cord may be used. The maximum aggregate cable length is 330 ft (100 m) between units. The minimum cable length is 6 ft (1.8 m). Do not connect the LINK ports to an Ethernet LAN or any other network or device, including the USB-EXT-DM-REMOTE, USB-EXT-DM-LOCAL, DM-NUX-R2-1G, DM-NUX-L2-1G.
3. The power supply must be connected to either the Local or Remote extender, not both. Power is passed to the secondary extender via the LINK connection. A ferrite bead is provided to reduce or prevent EMI (electromagnetic interference). Crestron recommends installing this ferrite bead on the included 24 VDC power supply cable close to the device. When using a power source other than PoE, Crestron recommends installing this ferrite bead on the power supply cable close to the device.

This product may be purchased from select authorized Crestron dealers and distributors. To find a dealer or distributor, please contact the Crestron sales representative for your area. A list of sales representatives is available online at www.crestron.com/How-To-Buy/Find-a-Representative or by calling 855-263-8754.

This product is covered under the Crestron standard limited warranty. Refer to www.crestron.com/warranty for full details.

The specific patents that cover Crestron products are listed online at patents.crestron.com.

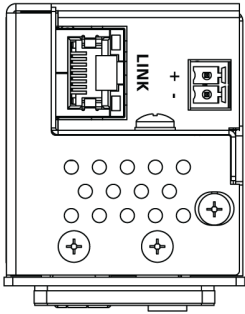
Certain Crestron products contain open source software. For specific information, please visit www.crestron.com/opensource.

Crestron and the Crestron logo are either trademarks or registered trademarks of Crestron Electronics, Inc. in the United States and/or other countries. macOS is either a trademark or registered trademark of Apple, Inc. in the United States and/or other countries. Linux is either a trademark or a registered trademark of Linus Torvalds in the United States and/or other countries. Windows is either a trademark or registered trademark of Microsoft Corporation in the United States and/or other countries. Other trademarks, registered trademarks, and trade names may be used in this document to refer to either the entities claiming the marks and names or their products. Crestron disclaims any proprietary interest in the marks and names of others. Crestron is not responsible for errors in typography or photography. Specifications are subject to change without notice.

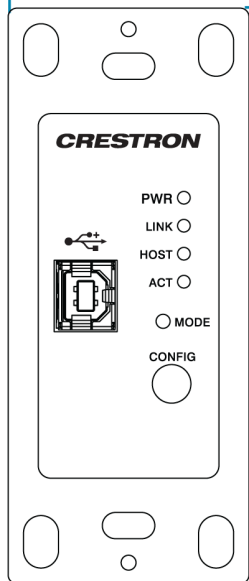
©2021 Crestron Electronics, Inc.
Rev 11/17/21

USB-EXT-2-LOCAL-1G/USB-EXT-2-REMOTE-1G

USB over Category Cable Extender Wall Plates

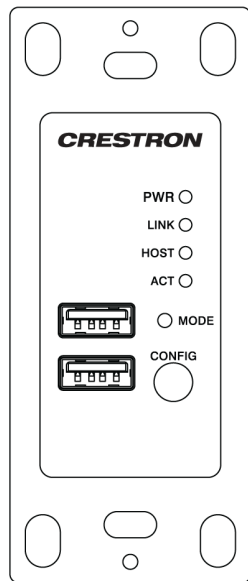


1.72 in.
(44 mm)



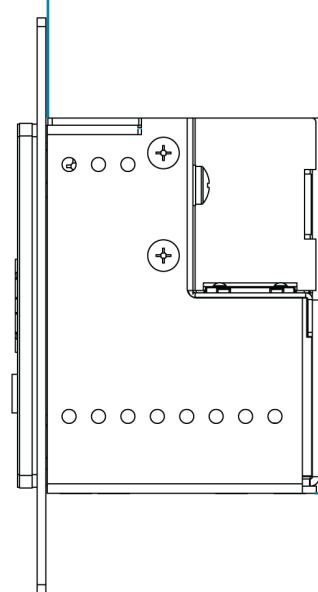
USB-EXT-2-LOCAL-1G

4.12 in.
(105 mm)



USB-EXT-2-REMOTE-1G

1.95 in.
(50 mm)



2.68 in.
(68 mm)

