



Title 24 2019 Zūm[®] Wireless Solutions Education Applications

Crestron Electronics, Inc.

Original Instructions

The U.S. English version of this document is the original instructions.
All other languages are a translation of the original instructions.

Crestron product development software is licensed to Crestron dealers and Crestron Service Providers (CSPs) under a limited nonexclusive, nontransferable Software Development Tools License Agreement. Crestron product operating system software is licensed to Crestron dealers, CSPs, and end-users under a separate End-User License Agreement. Both of these Agreements can be found on the Crestron website at www.crestron.com/legal/software_license_agreement.

The product warranty can be found at www.crestron.com/warranty.

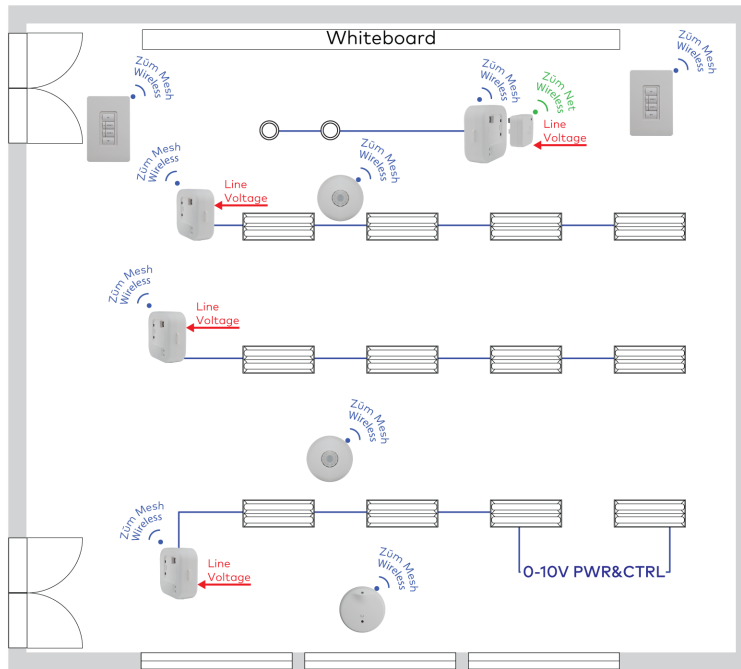
The specific patents that cover Crestron products are listed at www.crestron.com/legal/patents.

Certain Crestron products contain open source software. For specific information, visit www.crestron.com/opensource.






Crestron, the Crestron logo, and Zūm are either trademarks or registered trademarks of Crestron Electronics, Inc. in the United States and/or other countries. DALI is either a trademark or registered trademark of IEEE Industry Standards and Technology Organization, Inc. in the United States and/or other countries. Other trademarks, registered trademarks, and trade names may be used in this document to refer to either the entities claiming the marks and names or their products. Crestron disclaims any proprietary interest in the marks and names of others. Crestron is not responsible for errors in typography or photography.

©2021 Crestron Electronics, Inc.

Zūm® Wireless: 0 - 10V Drivers



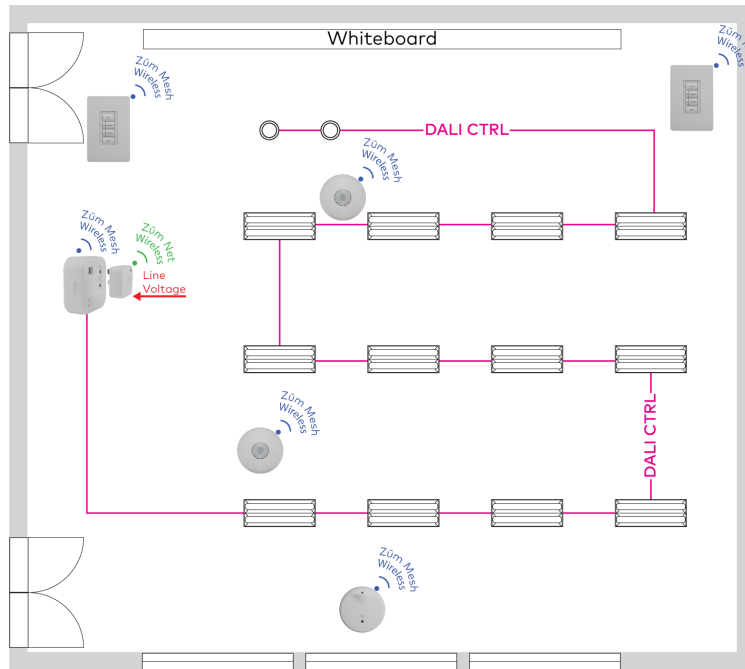
Bill of Materials

Item	Product	Qty
	ZUMMESH-JBOX-16A-LV Zūm Mesh, Dimmer, 0-10V, 16A	3
	ZUMMESH-JBOX-16A-LV + NETBRIDGE Zūm Mesh, Dimmer, 0-10V, 16A + Network Bridge	1
	ZUMMESH-KP10CBATT Zūm Mesh, Battery-Powered Keypad	2
	ZUMMESH-PIR-OCCUPANCY-BATT Zūm Mesh, Battery-Powered Sensor	2
	ZUMMESH-OL-PHOTOCELL-BATT Zūm Mesh, Battery-Powered Daylight Sensor	1





Code

Manual Control Device 130.1(a), 130.1(b) Local manual switch, multi-level control
Occupancy Sensor Partial On 130.1(c) 5 Partial On during occupancy
Occupancy Sensor Full Off 130.1(c) 5, 130.2(a) Auto Off during vacancy
Daylight Response 130.1(d), 130.2(c) 1 Adjust lights based on available daylight
Demand Response 130.1(e), 110.12(c) Partial Off during demand response signal

Zūm® Wireless: DALI® Drivers



Bill of Materials

Item	Product	Qty
	ZUMMESH-JBOX-16A-LV Zūm Mesh, Dimmer, 0-10V, 16A	2
	ZUMMESH-JBOX-DALI + NETBRIDGE Zūm Mesh, DALI, + Network Bridge	1
	ZUMMESH-PIR-OCCUPANCY-BATT Zūm Mesh, Battery-Powered Sensor	2
	ZUMMESH-OL-PHOTOCELL-BATT Zūm Mesh, Battery-Powered Daylight Sensor	1

Code

- Manual Control Device**
130.1(a), 130.1(b)
Local manual switch, multi-level control

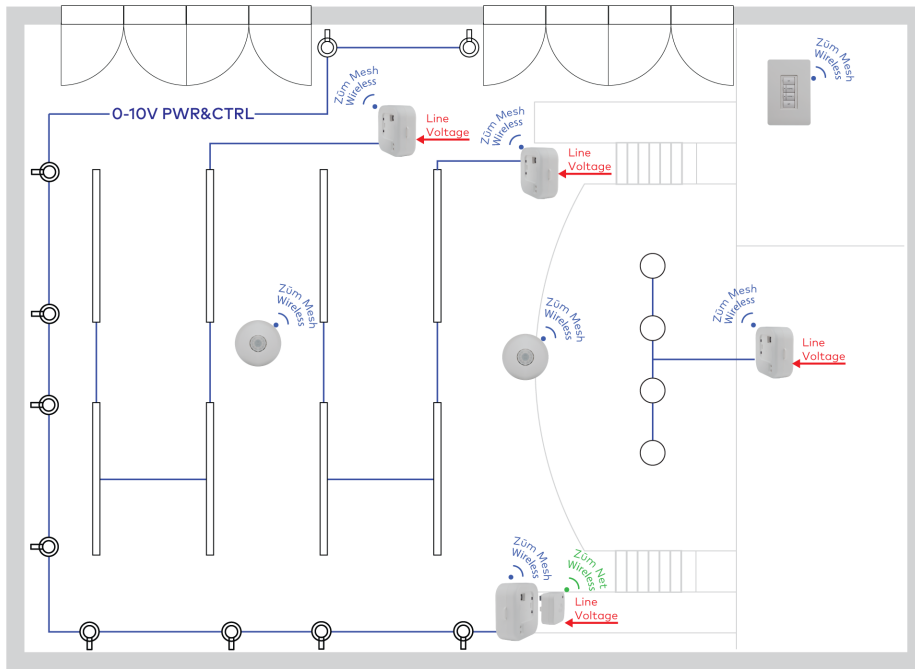
- Occupancy Sensor Partial On**
130.1(c) 5
Partial On during occupancy

- Occupancy Sensor Full Off**
130.1(c) 5, 130.2(a)
Auto Off during vacancy





- Daylight Response**
130.1(d), 130.2(c) 1
Adjust lights based on available daylight

- Demand Response**
130.1(e), 110.12(c)
Partial Off during demand response signal

Zūm® Wireless: 0 - 10V Drivers



Bill of Materials

Item	Product	Qty
	ZUMMESH-JBOX-16A-LV Zūm Mesh, Dimmer, 0-10V, 16A	2
	ZUMMESH-JBOX-16A-LV + NETBRIDGE Zūm Mesh, Dimmer, 0-10V, 16A + Network Bridge	1
	ZUMMESH-KP10CBATT Zūm Mesh, Battery-Powered Keypad	1
	ZUMMESH-OL-PHOTOCELL-BATT Zūm Mesh, Battery-Powered Daylight Sensor	1

Code

- Manual Control Device**
130.1(a), 130.1(b)
Local manual switch, multi-level control

- Occupancy Sensor Partial On**
130.1(c) 5
Partial On during occupancy

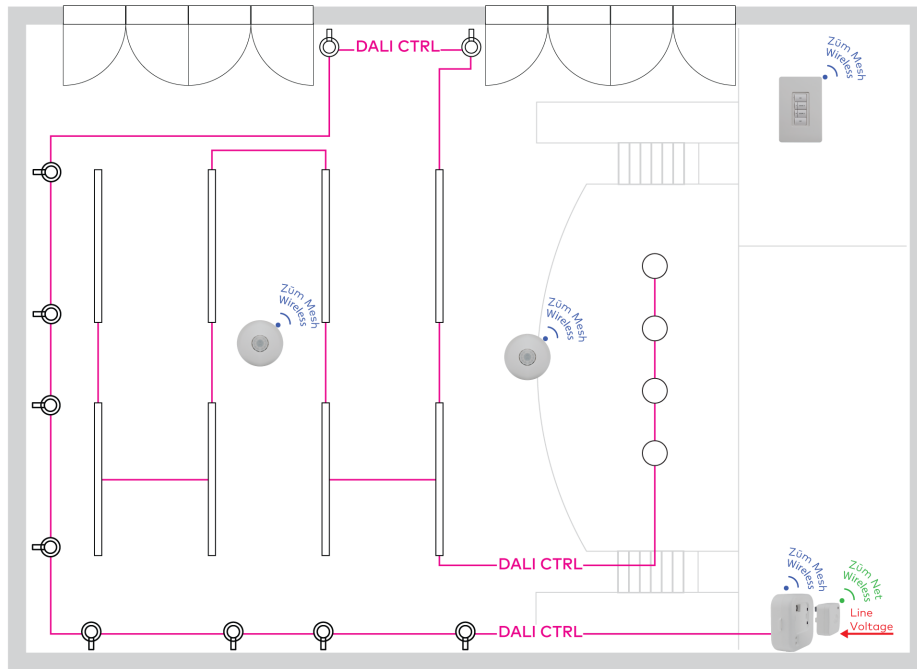
- Occupancy Sensor Full Off**
130.1(c) 5, 130.2(a)
Auto Off during vacancy

- Occupancy Sensor Partial Off**
130.1(c) 6 & 7, 130.2(c) 3
Partial Off during vacancy




- Daylight Response**
130.1(d), 130.2(c) 1
Adjust lights based on available daylight

- Demand Response**
130.1(e), 110.12(c)
Partial Off during demand response signal

Zūm® Wireless: DALI® Drivers



Bill of Materials

Item	Product	Qty
	ZUMMESH-JBOX-DALI + NETBRIDGE Zūm Mesh, DALI, + Network Bridge	1
	ZUMMESH-KP10CBATT Zūm Mesh, Battery-Powered Keypad	1
	ZUMMESH-PIR-OCCUPANCY-BATT Zūm Mesh, Battery-Powered Sensor	2

Code

- Manual Control Device**
130.1(a), 130.1(b)
Local manual switch, multi-level control

- Occupancy Sensor Partial On**
130.1(c) 5
Partial On during occupancy

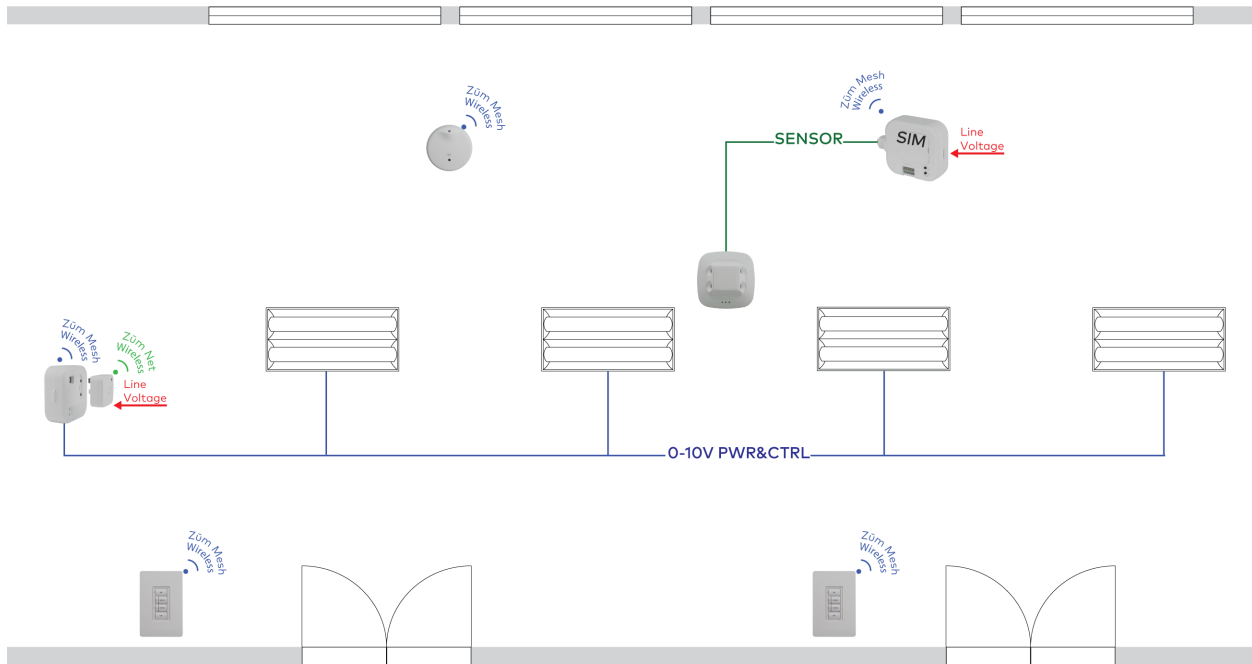
- Occupancy Sensor Full Off**
130.1(c) 5, 130.2(a)
Auto Off during vacancy

- Occupancy Sensor Partial Off**
130.1(c) 6 & 7, 130.2(c) 3
Partial Off during vacancy






- Daylight Response**
130.1(d), 130.2(c) 1
Adjust lights based on available daylight

- Demand Response**
130.1(e), 110.12(c)
Partial Off during demand response signal

Zūm® Wireless: 0 - 10V Drivers



Bill of Materials

Item	Product	Qty
	ZUMMESH-JBOX-16A-LV + NETBRIDGE Zūm Mesh, Dimmer, 0-10V, 16A + Network Bridge	1
	ZUMMESH-JBOX-SIM Zūm Mesh JBox Sensor	1
	ZUMMESH-KP10CBATT Zūm Mesh, Battery-Powered Keypad	2
	ZUMMESH-OL-PHOTOCELL-BATT Zūm Mesh, Battery-Powered Daylight Sensor	1
	GLA-US-HALLWAY-COM1-24 Occupancy Sensor	1

Code

- Manual Control Device**
130.1(a), 130.1(b)
Local manual switch, multi-level control

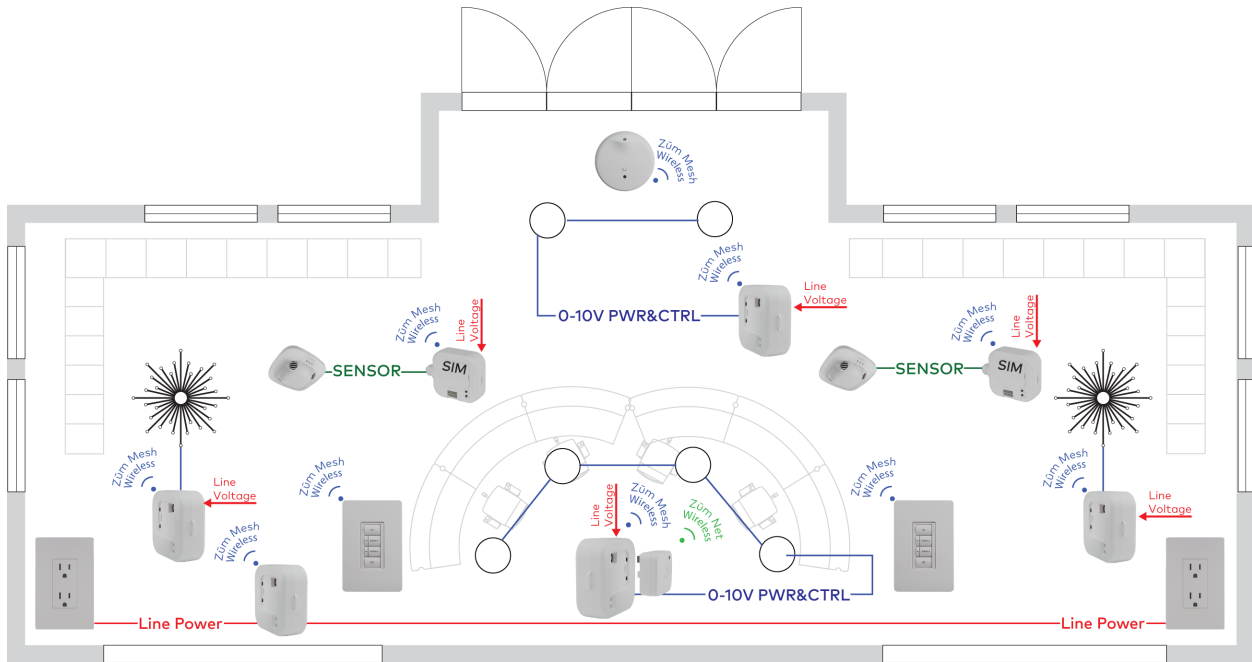
- Occupancy Sensor Full On**
130.1(c) 1
Full On during occupancy

- Occupancy Sensor Partial Off**
130.1(c) 6 & 7, 130.2(c) 3
Partial Off during vacancy




- Daylight Response**
130.1(d), 130.2(c) 1
Adjust lights based on available daylight

- Demand Response**
130.1(e), 110.12(c)
Partial Off during demand response signal

Zūm® Wireless: 0 - 10V Drivers



Bill of Materials

Item	Product	Qty
	ZUMMESH-JBOX-16A-LV Zūm Mesh, Dimmer, 0-10V, 16A	4
	ZUMMESH-JBOX-16A-LV + NETBRIDGE Zūm Mesh, Dimmer, 0-10V, 16A + Network Bridge	1
	ZUMMESH-JBOX-SIM Zūm Mesh JBox Sensor	2
	ZUMMESH-KP10CBATT Zūm Mesh, Battery-Powered Keypad	2
	ZUMMESH-OL-PHOTOCELL-BATT Zūm Mesh, Battery-Powered Daylight Sensor	1
	GLA-DT-QUATTRO-COM1-24 Presence Detector	2
	Receptacle	2

Code

Manual Control Device

130.1(a), 130.1(b)
Local manual switch, multi-level control

Programmable Timeclock

130.1(c) 1, 130.2(c) 1 & 2
Timeclock-based shut off controls

Occupancy Sensor Full On

130.1(c) 1
Full On during occupancy

Occupancy Sensor Full Off

130.1(c) 5, 130.2(a)
Auto Off during vacancy

Daylight Response

130.1(d), 130.2(c) 1
Adjust lights based on available daylight

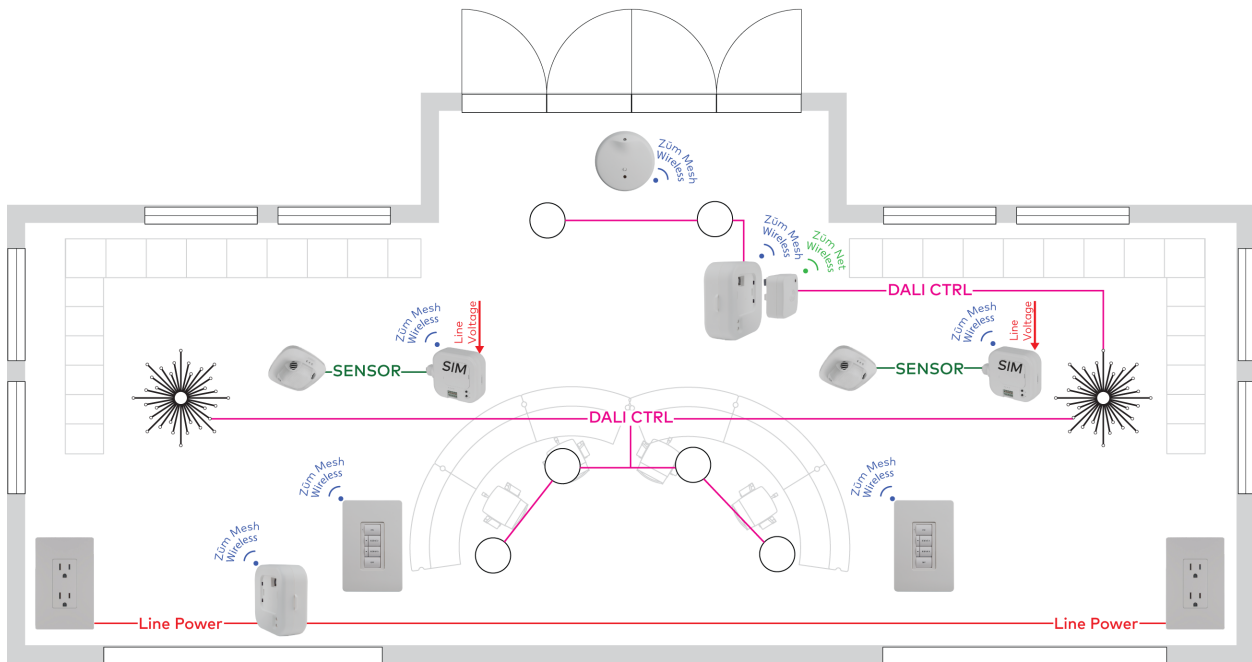
Controlled Receptacles

130.5(d)
Auto Off for receptacle power







Demand Response

130.1(e), 110.12(c)
Partial Off during demand response signal

Zūm® Wireless: DALI® Drivers



Bill of Materials

Item	Product	Qty
	ZUMMESH-JBOX-DALI + NETBRIDGE Zūm Mesh, DALI, + Network Bridge	1
	ZUMMESH-JBOX-SIM Zūm Mesh JBox Sensor	2
	ZUMMESH-KP10CBATT Zūm Mesh, Battery-Powered Keypad	2
	ZUMMESH-OL-PHOTOCELL-BATT Zūm Mesh, Battery-Powered Daylight Sensor	1
	GLA-DT-QUATTRO-COM1-24 Presence Detector	2
	Receptacle	2

Code

Manual Control Device

130.1(a), 130.1(b)
Local manual switch, multi-level control

Programmable Timeclock

130.1(c) 1, 130.2(c) 1 & 2
Timeclock-based shut off controls

Occupancy Sensor Full On

130.1(c) 1
Full On during occupancy

Occupancy Sensor Full Off

130.1(c) 5, 130.2(a)
Auto Off during vacancy

Daylight Response

130.1(d), 130.2(c) 1
Adjust lights based on available daylight

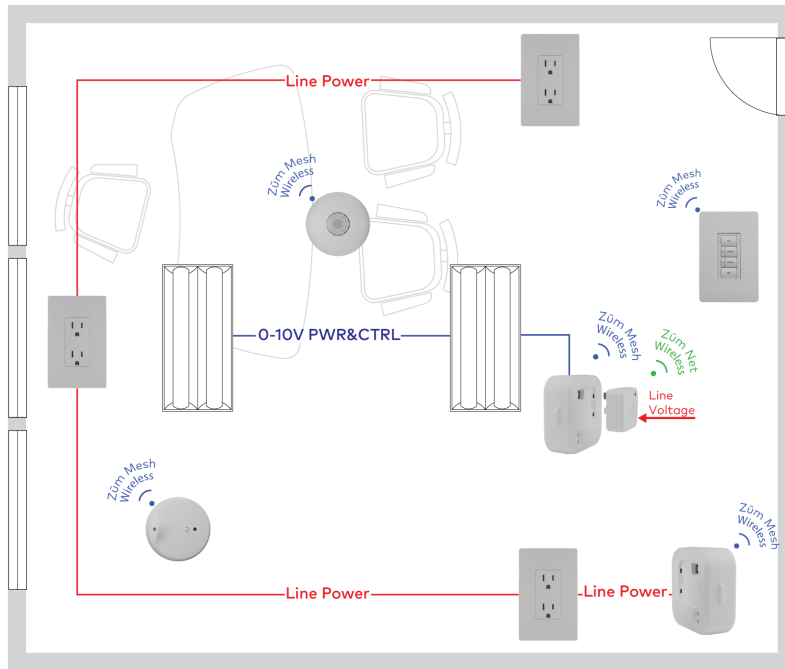
Controlled Receptacles

130.5(d)
Auto Off for receptacle power







Demand Response

130.1(e), 110.12(c)
Partial Off during demand response signal

Zūm® Wireless: 0 - 10V Drivers



Bill of Materials

Item	Product	Qty
	ZUMMESH-JBOX-20A-PLUG Zūm Mesh, Plug, 100-240V, 20A	1
	ZUMMESH-JBOX-16A-LV + NETBRIDGE Zūm Mesh, Dimmer, 0-10V, 16A + Network Bridge	1
	ZUMMESH-KP10CBATT Zūm Mesh, Battery-Powered Keypad	1
	ZUMMESH-OL-PHOTOCELL-BATT Zūm Mesh, Battery-Powered Daylight Sensor	1
	ZUMMESH-PIR-VACANCY-BATT Zūm Mesh, Battery-Powered Vacancy Sensor	1
	Receptacle	3

Code

- Manual Control Device**
130.1(a), 130.1(b)
Local manual switch, multi-level control

- Vacancy Sensor Manual On**
130.1.5.B
Physical control interface for occupant

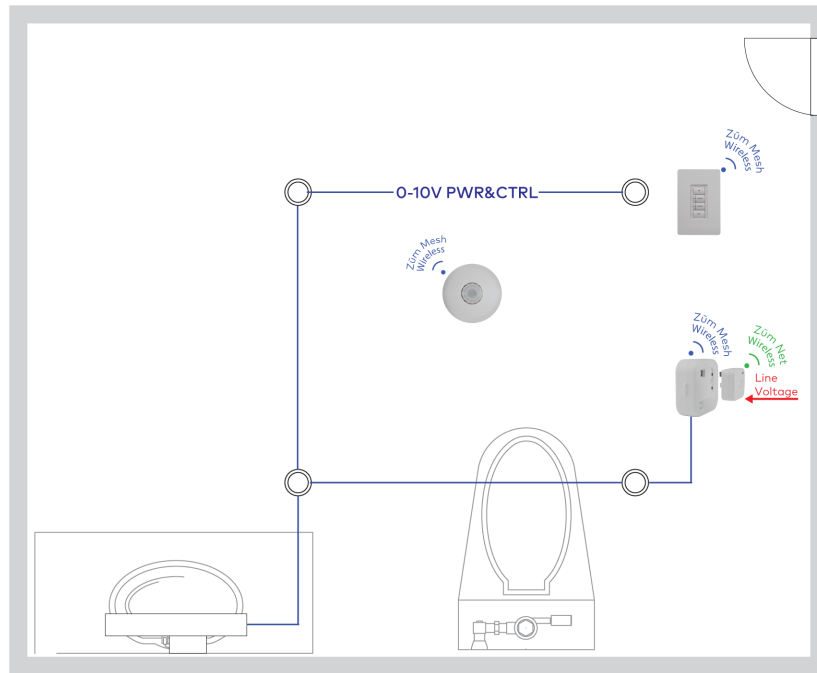
- Occupancy Sensor Full Off**
130.1(c) 5, 130.2(a)
Auto Off during vacancy

- Daylight Response**
130.1(d), 130.2(c) 1
Adjust lights based on available daylight




- Controlled Receptacles**
130.5(d)
Auto Off for receptacle power

- Demand Response**
130.1(e), 110.12(c)
Partial Off during demand response signal

Zūm® Wireless: 0 - 10V Drivers



Bill of Materials

Item	Product	Qty
	ZUMMESH-JBOX-16A-LV + NETBRIDGE Zūm Mesh, Dimmer, 0-10V, 16A + Network Bridge	1
	ZUMMESH-KP10CBATT Zūm Mesh, Battery-Powered Keypad	1
	ZUMMESH-PIR-OCCUPANCY-BATT Zūm Mesh, Battery-Powered Sensor	1

Code

- Manual Control Device**
130.1(a), 130.1(b)
Local manual switch, multi-level control

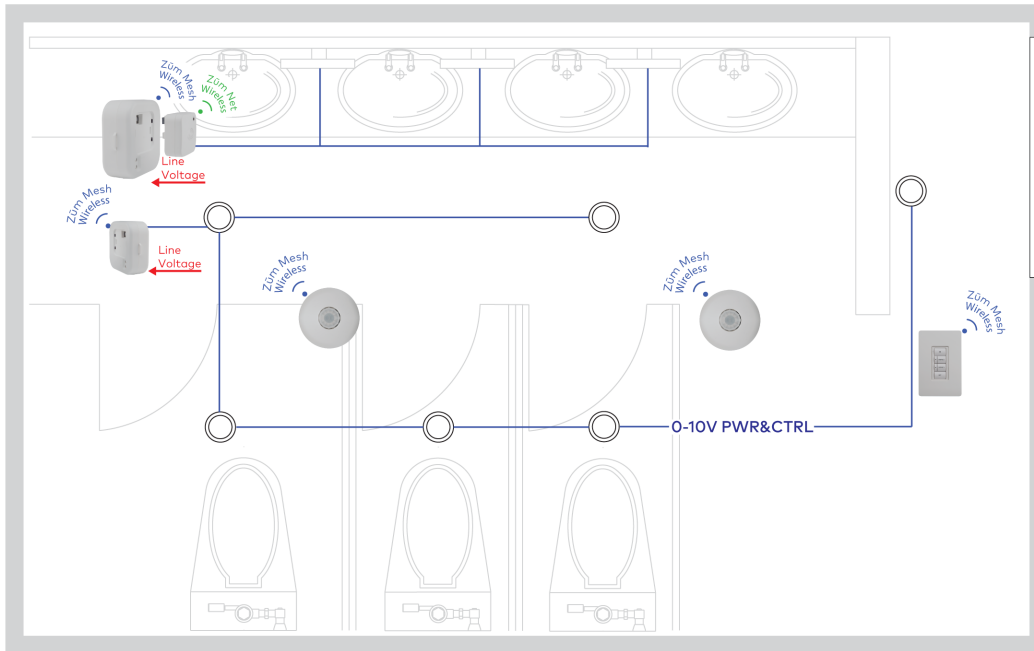
- Occupancy Sensor Full On**
130.1(c) 1
Full On during occupancy

- Occupancy Sensor Full Off**
130.1(c) 5, 130.2(a)
Auto Off during vacancy





- Daylight Response**
130.1(d), 130.2(c) 1
Adjust lights based on available daylight

- Demand Response**
130.1(e), 110.12(c)
Partial Off during demand response signal

Zūm® Wireless: 0 - 10V Drivers



Bill of Materials

Item	Product	Qty
	ZUMMESH-JBOX-16A-LV Zūm Mesh, Dimmer, 0-10V, 16A	1
	ZUMMESH-JBOX-16A-LV + NETBRIDGE Zūm Mesh, Dimmer, 0-10V, 16A + Network Bridge	1
	ZUMMESH-KP10CBATT Zūm Mesh, Battery-Powered Keypad	1
	ZUMMESH-PIR-OCCUPANCY-BATT Zūm Mesh, Battery-Powered Sensor	2

Code

Manual Control Device

130.1(a), 130.1(b)
Local manual switch, multi-level control

Occupancy Sensor Full On

130.1(c) 1
Full On during occupancy

Occupancy Sensor Full Off

130.1(c) 5, 130.2(a)
Auto Off during vacancy

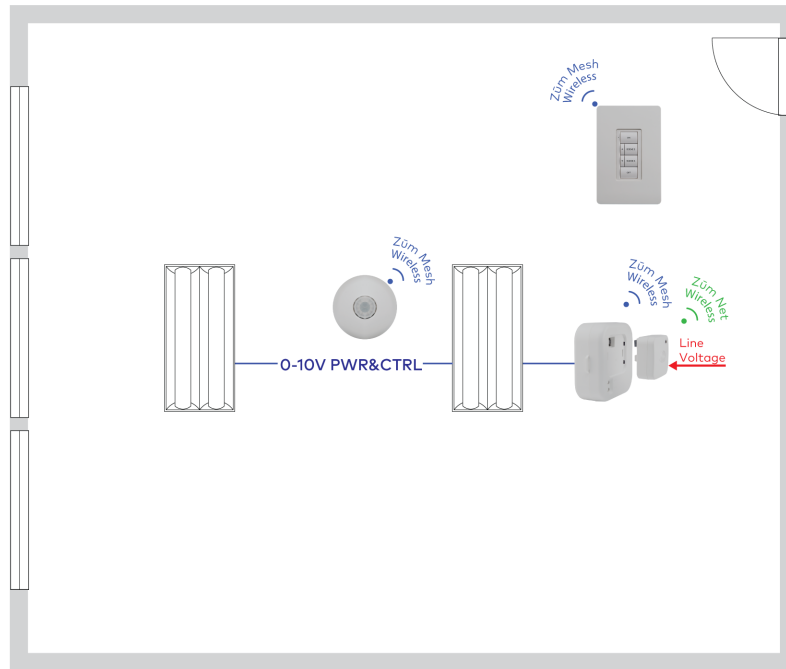
Daylight Response

130.1(d), 130.2(c) 1
Adjust lights based on available daylight




Demand Response

130.1(e), 110.12(c)
Partial Off during demand response signal

Zūm® Wireless: 0 - 10V Drivers



Bill of Materials

Item	Product	Qty
	ZUMMESH-JBOX-16A-LV + NETBRIDGE Zūm Mesh, Dimmer, 0-10V, 16A + Network Bridge	1
	ZUMMESH-KP10CBATT Zūm Mesh, Battery-Powered Keypad	1
	ZUMMESH-PIR-VACANCY-BATT Zūm Mesh, Battery-Powered Vacancy Sensor	1

Code

Manual Control Device

130.1(a), 130.1(b)
Local manual switch, multi-level control

Vacancy Sensor Manual On

130.1.5.B
Physical control interface for occupant

Occupancy Sensor Full Off

130.1(c) 5, 130.2(a)
Auto Off during vacancy

Daylight Response

130.1(d), 130.2(c) 1
Adjust lights based on available daylight

Demand Response

130.1(e), 110.12(c)
Partial Off during demand response signal

Contact Info

Name

Company

Address 1

Address 2

City, State, Zip

Phone

Email

Website

Project Notes

Square Footage

Cost/Sq. Ft.

--	--