



ASHRAE 2019 Zūm[®] Wired Solutions Hospitality Applications

Crestron Electronics, Inc.

Original Instructions

The U.S. English version of this document is the original instructions.
All other languages are a translation of the original instructions.

Crestron product development software is licensed to Crestron dealers and Crestron Service Providers (CSPs) under a limited nonexclusive, nontransferable Software Development Tools License Agreement. Crestron product operating system software is licensed to Crestron dealers, CSPs, and end-users under a separate End-User License Agreement. Both of these Agreements can be found on the Crestron website at www.crestron.com/legal/software_license_agreement.

The product warranty can be found at www.crestron.com/warranty.

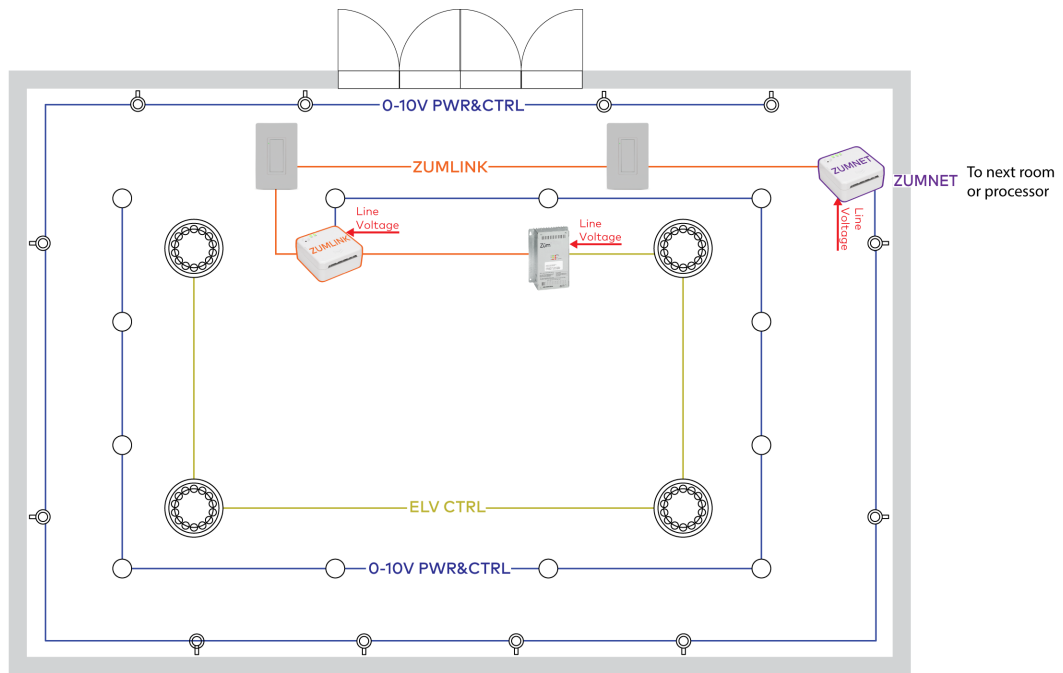
The specific patents that cover Crestron products are listed at www.crestron.com/legal/patents.

Certain Crestron products contain open source software. For specific information, visit www.crestron.com/opensource.







Crestron, the Crestron logo, and Zūm are either trademarks or registered trademarks of Crestron Electronics, Inc. in the United States and/or other countries. DALI is either a trademark or registered trademark of IEEE Industry Standards and Technology Organization, Inc. in the United States and/or other countries. Other trademarks, registered trademarks, and trade names may be used in this document to refer to either the entities claiming the marks and names or their products. Crestron disclaims any proprietary interest in the marks and names of others. Crestron is not responsible for errors in typography or photography.

©2021 Crestron Electronics, Inc.

Zūm® Wired: 0 - 10V Drivers



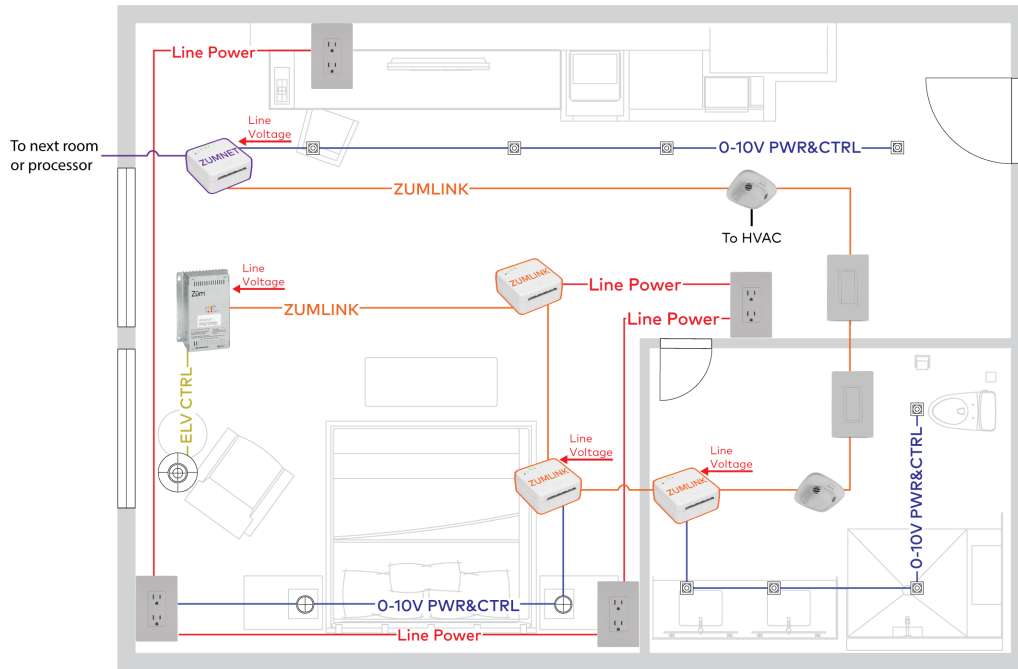
Bill of Materials

Item	Product	Qty
	ZUMNET-JBOX-16A-LV Zūm Net, Dimmer, 0-10V, 16A	1
	ZUMLINK-JBOX-16A-LV Zūm Link, Dimmer, 0-10V 16A	1
	ZUMLINK-JBOX-DIMU Zūm Link, Universal Dimmer	1
	ZUMLINK-KP Zūm Link Keypad, Manual Control	2
	CBL-CAT5E-ZUMLINK-P Zūm Link CAT5e, various lengths	TBD
	CBL-CAT5E-ZUMNET-P Zūm Net CAT5e, various lengths	TBD










Code

- Programmable Timeclock**
9.4.1.1(c), 9.4.1.1(i)
Programmed time Auto On, Auto Off
- Daylight Response**
9.4.1.1(e), 9.4.1.4(a)
Light level control based on daylighting
- Controlled Receptacles**
8.4.2(a), 8.4.2(b), 8.4.2(c)
Control of receptacle power

Zūm® Wired: 0 - 10V Drivers



Bill of Materials

Item	Product	Qty
	ZUMNET-JBOX-16A-LV Zūm Net, Dimmer, 0-10V, 16A	1
	ZUMLINK-JBOX-16A-LV Zūm Link, Dimmer, 0-10V 16A	2
	ZUMLINK-JBOX-20A-PLUG Zūm Link, Plug, 20A	1
	ZUMLINK-JBOX-DIMU Zūm Link, Universal Dimmer	1
	ZUMLINK-KP Zūm Link Keypad, Manual Control	2
	ZUMLINK-DT-QUATTRO-DLS-RLY Zūm Link Presence Detector/ Closed-Loop Daylight Sensor with HVCA Relay Output	2
	Receptacle	4
	CBL-CAT5E-ZUMLINK-P Zūm Link CAT5e, various lengths	TBD
	CBL-CAT5E-ZUMNET-P Zūm Net CAT5e, various lengths	TBD

Code

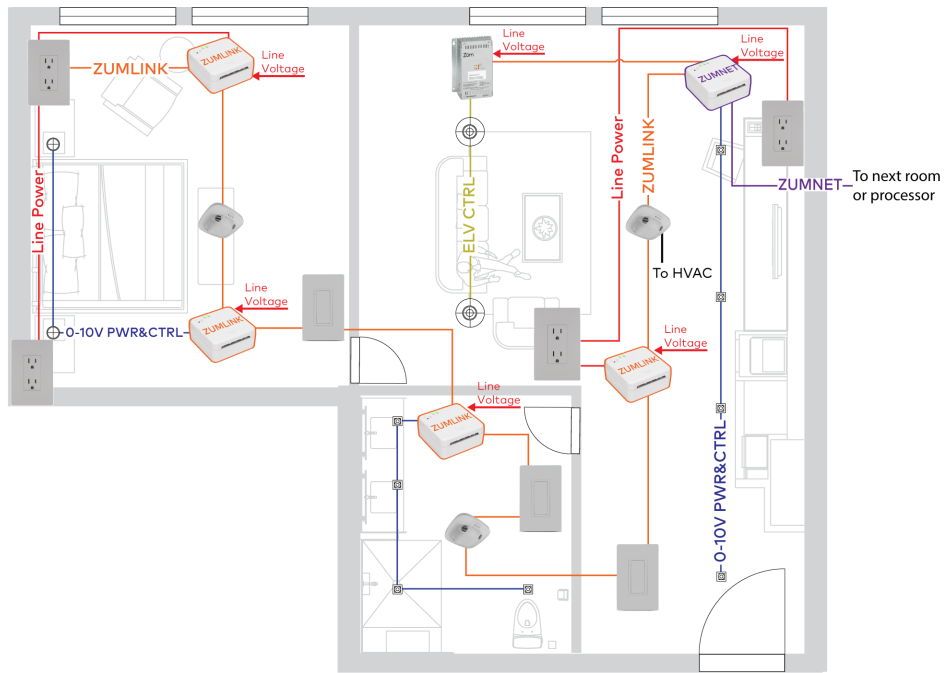
- Manual Control Device**
9.4.1.1(a)
Physical control interface for occupant

- Vacancy Sensor**
9.4.1.1(b), 9.4.1.1(h)
Motion detection: Manual On, Automatic Off










- Automatic Control of HVAC System Serving Guest Rooms**
6.4.3.3.5
HVAC control based on occupancy

- Controlled Receptacles**
C405.2.4
Control of receptacle power

Zūm® Wired: 0 - 10V Drivers



Bill of Materials

Item	Product	Qty
	ZUMNET-JBOX-16A-LV Zūm Net, Dimmer, 0-10V, 16A	1
	ZUMLINK-JBOX-16A-LV Zūm Link, Dimmer, 0-10V 16A	2
	ZUMLINK-JBOX-20A-PLUG Zūm Link, Plug, 20A	1
	ZUMLINK-JBOX-DIMU Zūm Link, Universal Dimmer	2
	ZUMLINK-KP Zūm Link Keypad, Manual Control	3
	ZUMLINK-DT-QUATTRO-DLS-RLY Zūm Link Presence Detector/ Closed-Loop Daylight Sensor with HVCA Relay Output	3
	Receptacle	4
	CBL-CAT5E-ZUMLINK-P Zūm Link CAT5e, various lengths	TBD
	CBL-CAT5E-ZUMNET-P Zūm Net CAT5e, various lengths	TBD

Code

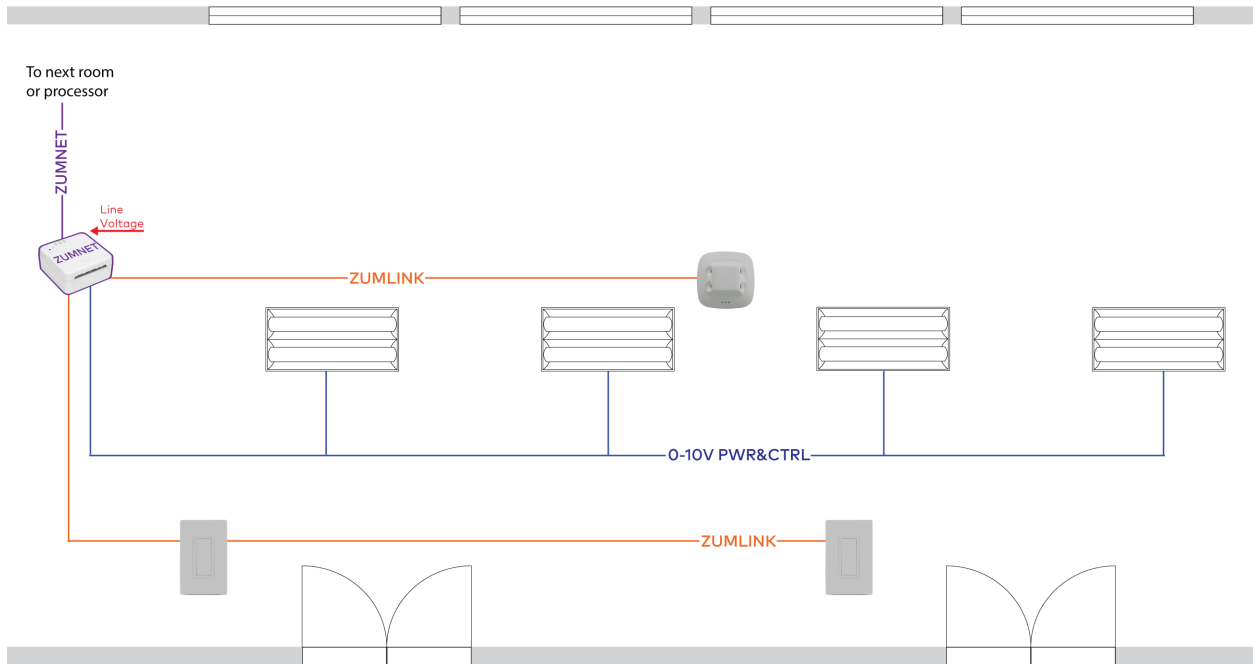
- Manual Control Device**
9.4.1.1(a)
Physical control interface for occupant

- Vacancy Sensor**
9.4.1.1(b), 9.4.1.1(h)
Motion detection: Manual On, Automatic Off






- Controlled Receptacles**
8.4.2(a), 8.4.2(b),
8.4.2(c)
Control of receptacle power

- Automatic Control of HVAC System Serving Guest Rooms**
6.4.3.3.5
HVAC control based on occupancy

Züm® Wired: 0 - 10V Drivers



Bill of Materials

Item	Product	Qty
	ZUMNET-JBOX-16A-LV Züm Net, Dimmer, 0-10V, 16A	1
	ZUMLINK-KP Züm Link Keypad, Manual Control	2
	ZUMLINK-US-HALLWAY-DLS Züm Link Presence Detector Closed-Loop Daylight Sensor	1
	CBL-CAT5E-ZUMLINK-P Züm Link CAT5e, various lengths	TBD
	CBL-CAT5E-ZUMNET-P Züm Net CAT5e, various lengths	TBD

Code

Manual Control Device

9.4.1.1(a)
Physical control interface for occupant

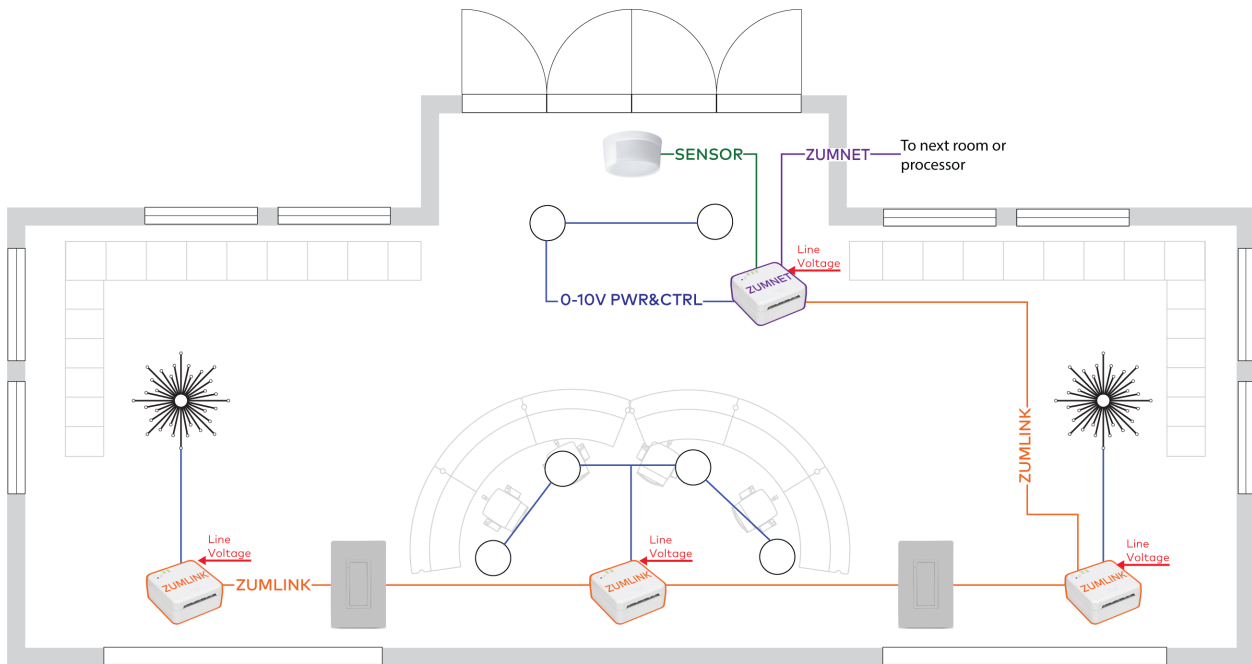
Occupancy Sensor

9.4.1.1(c), 9.4.1.1(h)
Motion detection: Automatic On, Automatic Off







Daylight Response

9.4.1.1(e), 9.4.1.4(a)
Light level control based on daylighting

Zūm® Wired: 0 - 10V Drivers



Bill of Materials

Item	Product	Qty
	ZUMNET-JBOX-16A-LV Zūm Net, Dimmer, 0-10V, 16A	1
	ZUMLINK-JBOX-16A-LV Zūm Link, Dimmer, 0-10V 16A	3
	ZUMLINK-KP Zūm Link Keypad, Manual Control	2
	GLA-LDL-PC-0-10 Open/Closed Loop Daylight Sensor	1
	CBL-CAT5E-ZUMLINK-P Zūm Link CAT5e, various lengths	TBD
	CBL-CAT5E-ZUMNET-P Zūm Net CAT5e, various lengths	TBD

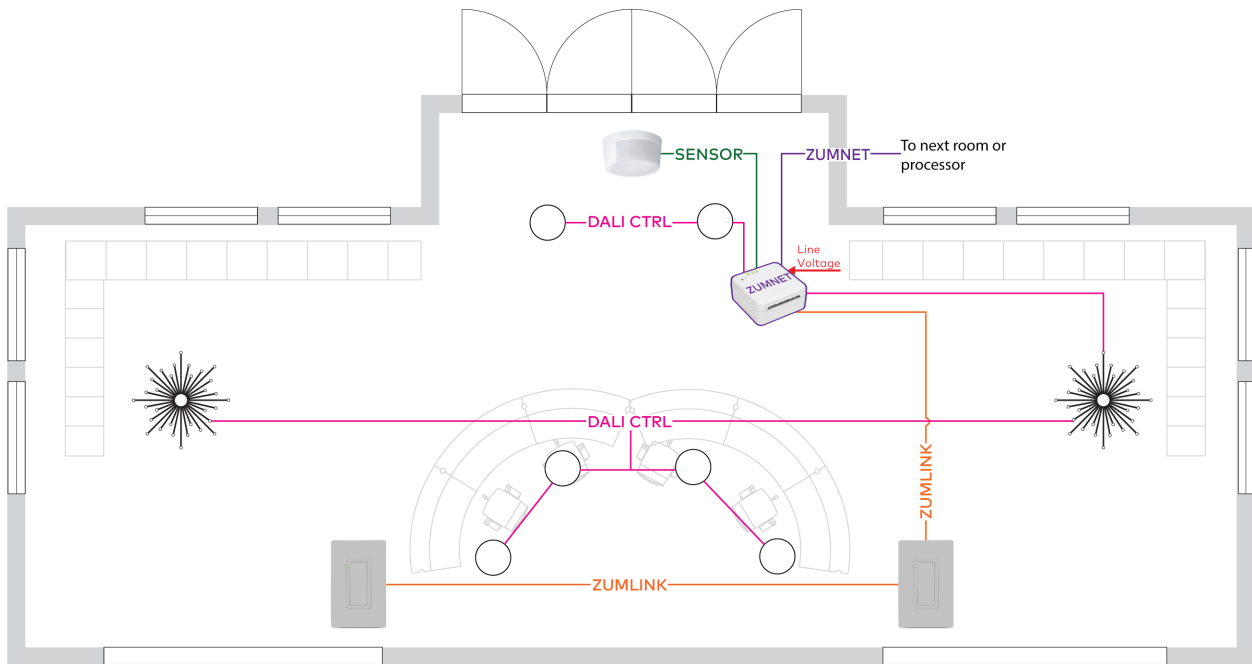
Code

- Manual Control Device**
9.4.1.1(a)
Physical control interface for occupant






- Programmable Timeclock**
9.4.1.1(c), 9.4.1.1(i)
Programmed time Auto On, Auto Off

- Daylight Response**
9.4.1.1(e), 9.4.1.4(a)
Light level control based on daylighting

Zūm® Wired: DALI® Drivers



Bill of Materials

Item	Product	Qty
	ZUMNET-JBOX-DALI Zūm Net, DALI	1
	ZUMLINK-KP Zūm Link Keypad, Manual Control	2
	GLA-LDL-PC-0-10 Open/Closed Loop Daylight Sensor	1
	CBL-CAT5E-ZUMLINK-P Zūm Link CAT5e, various lengths	TBD
	CBL-CAT5E-ZUMNET-P Zūm Net CAT5e, various lengths	TBD

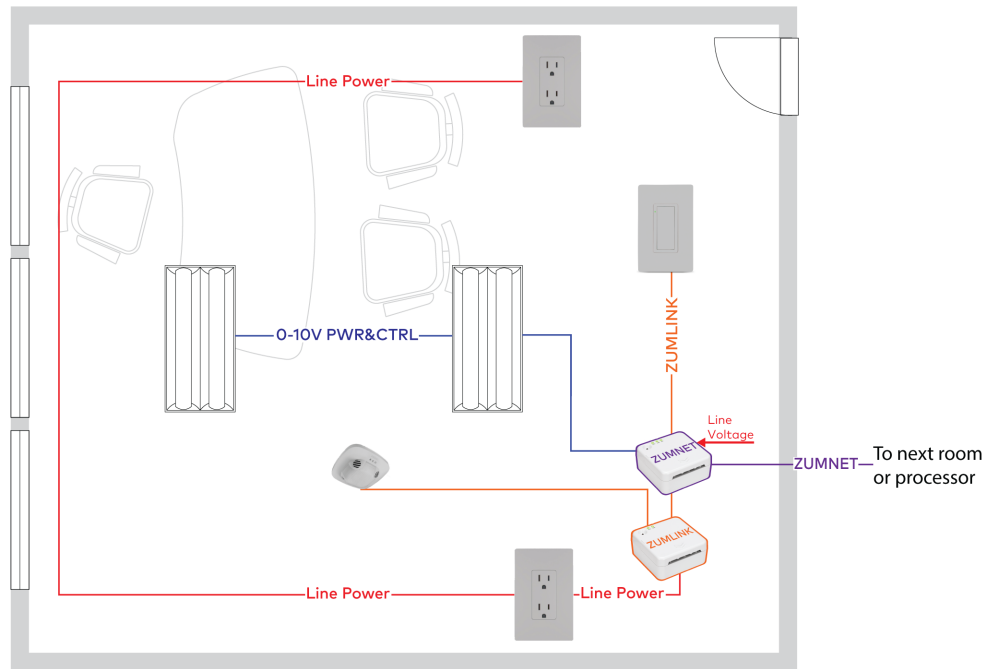
Code

- Manual Control Device**
9.4.1.1(a)
Physical control interface for occupant








- Programmable Timeclock**
9.4.1.1(c), 9.4.1.1(i)
Programmed time Auto On, Auto Off

- Daylight Response**
9.4.1.1(e), 9.4.1.4(a)
Light level control based on daylighting

Zūm® Wired: 0 - 10V Drivers



Bill of Materials

Item	Product	Qty
	ZUMNET-JBOX-16A-LV Zūm Net, Dimmer, 0-10V, 16A	1
	ZUMLINK-JBOX-20A-PLUG Zūm Link, Plug, 20A	1
	ZUMLINK-KP Zūm Link Keypad, Manual Control	1
	ZUMLINK-DT-QUATTRO-DLS Zūm Link Presence Detector/ Closed-Loop Daylight Sensor	1
	Receptacle	2
	CBL-CAT5E-ZUMLINK-P Zūm Link CAT5e, various lengths	TBD
	CBL-CAT5E-ZUMNET-P Zūm Net CAT5e, various lengths	TBD

Code

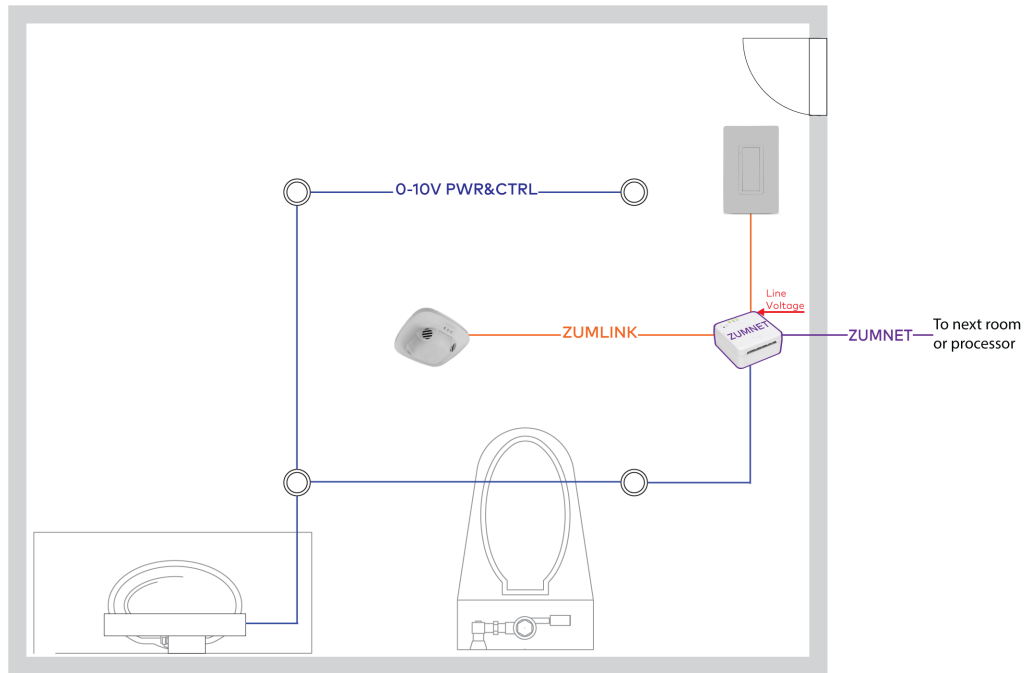
- Manual Control Device**
9.4.1.1(a)
Physical control interface for occupant

- Vacancy Sensor**
9.4.1.1(b), 9.4.1.1(h)
Motion detection: Manual On, Automatic Off

- Daylight Response**
9.4.1.1(e), 9.4.1.4(a)
Light level control based on daylighting

- Controlled Receptacles**
8.4.2(a), 8.4.2(b), 8.4.2(c)
Control of receptacle power

Zūm® Wired: 0 - 10V Drivers



Bill of Materials

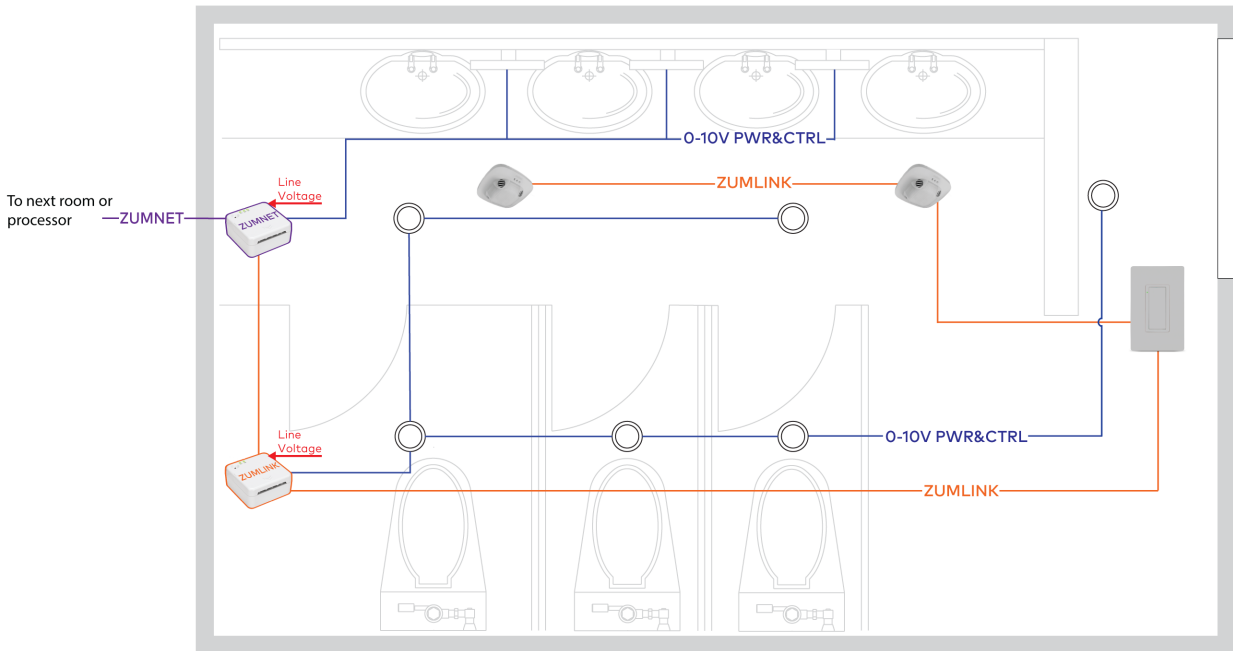
Item	Product	Qty
	ZUMNET-JBOX-16A-LV Zūm Net, Dimmer, 0-10V, 16A	1
	ZUMLINK-KP Zūm Link Keypad, Manual Control	1
	ZUMLINK-DT-QUATTRO-DLS Zūm Link Presence Detector/ Closed-Loop Daylight Sensor	1
	CBL-CAT5E-ZUMLINK-P Zūm Link CAT5e, various lengths	TBD
	CBL-CAT5E-ZUMNET-P Zūm Net CAT5e, various lengths	TBD

Code







Occupancy Sensor
9.4.1.1(c), 9.4.1.1(h)
Motion detection: Automatic On, Automatic Off

Daylight Response
9.4.1.1(e), 9.4.1.4(a)
Light level control based on daylighting

Zūm® Wired: 0 - 10V Drivers



Bill of Materials

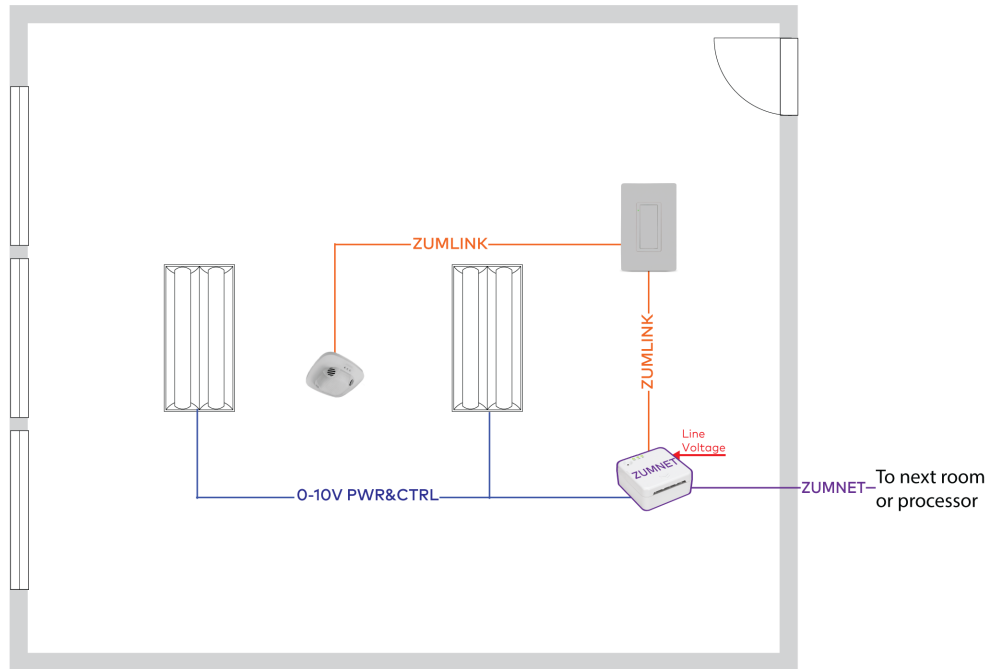
Item	Product	Qty
	ZUMNET-JBOX-16A-LV Zūm Net, Dimmer, 0-10V, 16A	1
	ZUMLINK-JBOX-16A-LV Zūm Link, Dimmer, 0-10V 16A	1
	ZUMLINK-KP Zūm Link Keypad, Manual Control	1
	ZUMLINK-DT-QUATTRO-DLS Zūm Link Presence Detector/ Closed-Loop Daylight Sensor	2
	CBL-CAT5E-ZUMLINK-P Zūm Link CAT5e, various lengths	TBD
	CBL-CAT5E-ZUMNET-P Zūm Net CAT5e, various lengths	TBD

Code






Occupancy Sensor
9.4.1.1(c), 9.4.1.1(h)
Motion detection: Automatic On, Automatic Off

Daylight Response
9.4.1.1(e), 9.4.1.4(a)
Light level control based on daylighting

Zūm® Wired: 0 - 10V Drivers



Bill of Materials

Item	Product	Qty
	ZUMNET-JBOX-16A-LV Zūm Net, Dimmer, 0-10V, 16A	1
	ZUMLINK-KP Zūm Link Keypad, Manual Control	1
	ZUMLINK-DT-QUATTRO-DLS Zūm Link Presence Detector/ Closed-Loop Daylight Sensor	1
	CBL-CAT5E-ZUMLINK-P Zūm Link CAT5e, various lengths	TBD
	CBL-CAT5E-ZUMNET-P Zūm Net CAT5e, various lengths	TBD

Code

- Manual Control Device**
9.4.1.1(a)
Physical control interface for occupant

- Vacancy Sensor**
9.4.1.1(b), 9.4.1.1(h)
Motion detection: Manual On, Automatic Off

- Daylight Response**
9.4.1.1(e), 9.4.1.4(a)
Light level control based on daylighting

Contact Info

Name

Company

Address 1

Address 2

City, State, Zip

Phone

Email

Website

Project Notes

Square Footage

Cost/Sq. Ft.

--	--