
Commercial Lighting

Zūm Wireless Reference Guide

OCCUPANCY SENSORS

DAYLIGHT SENSORS

USER INTERFACES

LOAD CONTROLLERS

NETWORKING & MANAGEMENT



Lighting control made easy

Crestron Zūm is an innovative commercial lighting solution that features simple design, installation and control. With unparalleled scalability, Zūm allows for lighting control in as many — or as few — spaces as required. A complete Zūm lighting system is specified in three steps:

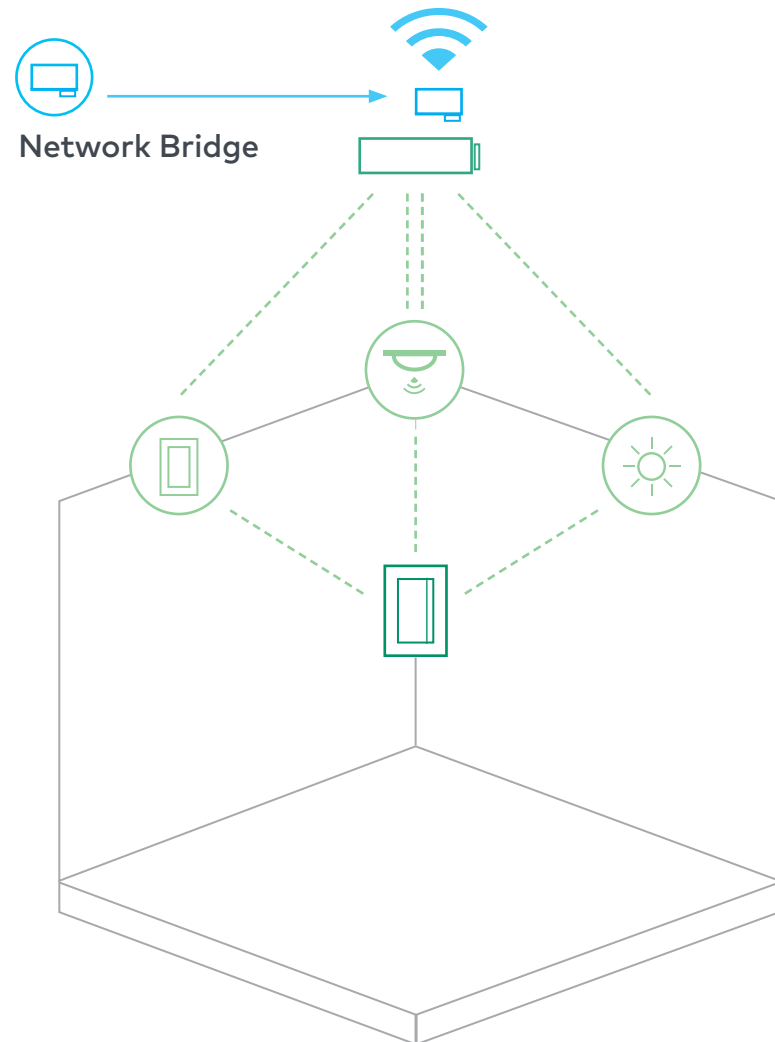
1. Start with a space

Crestron Zūm makes lighting control exceptionally simple to specify and set up. Zūm Zone Control devices intelligently “pair and play” with Zūm keypads, motion and daylight sensors. A few simple button presses and the devices are paired together — no programming required! All the devices you need for energy-efficient lighting control are available in the Zūm product family:

2. Networking is a snap!

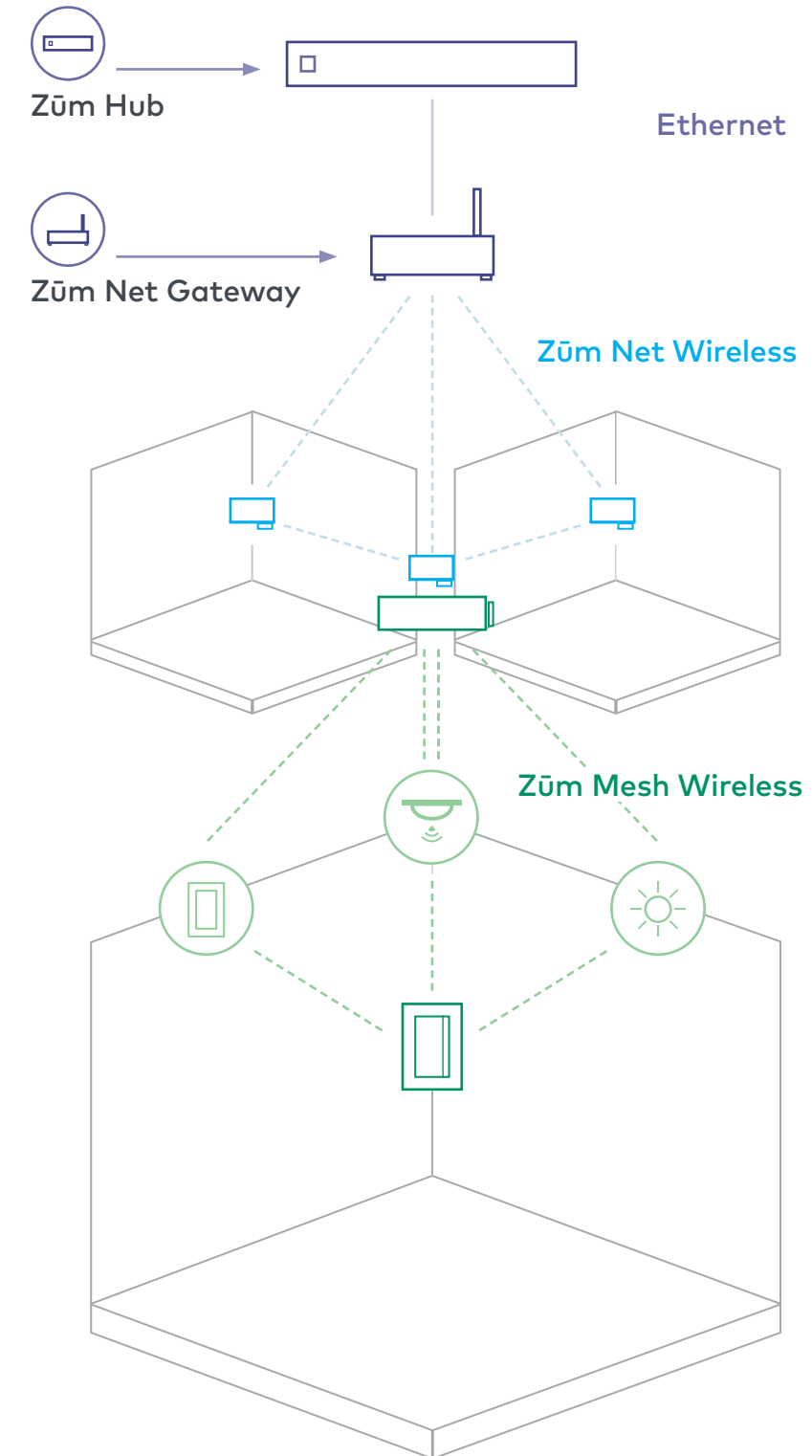
Snap a Zūm Network Bridge onto a J-Box Zone Controller — one per space — to gain networked lighting control. The Zūm Network Bridge uses a Setup App for configuring and controlling all the Zūm devices in the room from your mobile device. The Zūm Network Bridge is also the component that enables several spaces to be integrated over the Zūm Net wireless network.

Every space can benefit from the Zūm Network Bridge — even those controlled by a Zūm Wall-Box Zone Controller! The Zūm Power Supply is available to provide power and junction-box mounting for the Zūm Network Bridge when J-Box zone controllers are not used.


















3. Manage multiple Zūm spaces






Building-wide lighting control is just as easy as in-room lighting control. With a Zūm Network Bridge installed in every space, all you need is a Zūm Hub and a Zūm Net Gateway to tie all of your spaces together. The Zūm Hub provides communications for centrally managing, monitoring, and controlling every Zūm space.












Load Controllers

Product Image	BB Block	Model Name	Description
		ZUMMESH-JBOX-16A-1V	16 Amp 0-10V dimming pack 120 – 277V
		ZUMMESH-JBOX-5A-LV	5 Amp 0-10V dimming pack 120 – 277V
		ZUMMESH-JBOX-20A-SW	20 Amp switch leg pack 120 – 277V
		ZUMMESH-JBOX-20A-PLUG	20 Amp plug load control 120 – 277V
		ZUMMESH-JBOX-DALI	DALI pack 120 – 277V
		ZUMMESH-EXP-16A-DIMU	16 Amp universal phase dimmer pack 120 – 277V
  		ZUMMESH-5A-LV	5 Amp 0-10V wall box dimmer 120 – 277V
		ZUMMESH-5A-SW	5 Amp wall switch 120 – 277V
		ZUMMESH-DIM-W	Incandescent 5 Amp MLV dimmer 120 – 277V
		ZUMMESH-DELV-W	ELV 5 Amp dimmer 120 – 277V







Interfaces – 120 – 277V Powered

Product Image	BB Block	Model Name	Description
  		ZUMMESH-KP-10A	Rocker keypad
		ZUMMESH-KP-10B	4-Button keypad



Interfaces – Battery Powered

Product Image	BB Block	Model Name	Description
    		ZUMMESH KP-10A-BATT	Battery-powered rocker keypad
		ZUMMESH-KP-10B-BATT	4-Button battery-powered keypad
		ZUMMESH-KP-10C-BATT	6-Button battery-powered keypad
		ZUMMESH-KP-10D-BATT	6-Button battery-powered keypad with sensor override









Accessories

Product Image	BB Block	Model Name	Description
		ZUMMESH-AV-BRIDGE	AV integration module
		ZUMMESH-JBOX-PSU	JBOX power supply
		ZUMMESH-CCO	Contact closure output for HVAC integration

Sensors

Product Image	BB Block	Model Name	Description
		ZUMMESH-PIR-OCC-BATT	Battery-powered passive infrared occupancy sensor
		ZUMMESH-PIR-VAC-BATT	Battery-powered passive infrared occupancy sensor
		ZUMMESH-OL-PHOTOCELL-BATT	Battery-powered auto-calibrating daylight sensor
		ZUMMESH-PART	Wireless partition sensor
		ZUMMESH-JBOX-SIM	System integration module for wired sensors
		GLA-IR-QUATTRO-HD-COM1-24	4000 SF passive infrared ceiling mount occupancy or vacancy sensor (Wires to ZUMMESH-JBOX-SIM)
		GLA-DT-QUATTRO-COM1-24	Dual tech ceiling mount occupancy or vacancy sensor (Wires to ZUMMESH-JBOX-SIM)
		GLA-US-QUATTRO-COM1-24	Ultra sonic ceiling mount occupancy or vacancy sensor (Wires to ZUMMESH-JBOX-SIM)
		GLA-US-HALLWAY-COM1-24	Ultrasonic hallway occupancy vacancy sensor 70' coverage (Wires to ZUMMESH-JBOX-SIM)
		GLA-DT-CM-COM1-24	Corner mount dual tech occupancy or vacancy sensor (Wires to ZUMMESH-JBOX-SIM)
		GLA-IR-CM-COM1-24	Corner mount passive infrared occupancy or vacancy sensor (Wires to ZUMMESH-JBOX-SIM)

Network Accessories

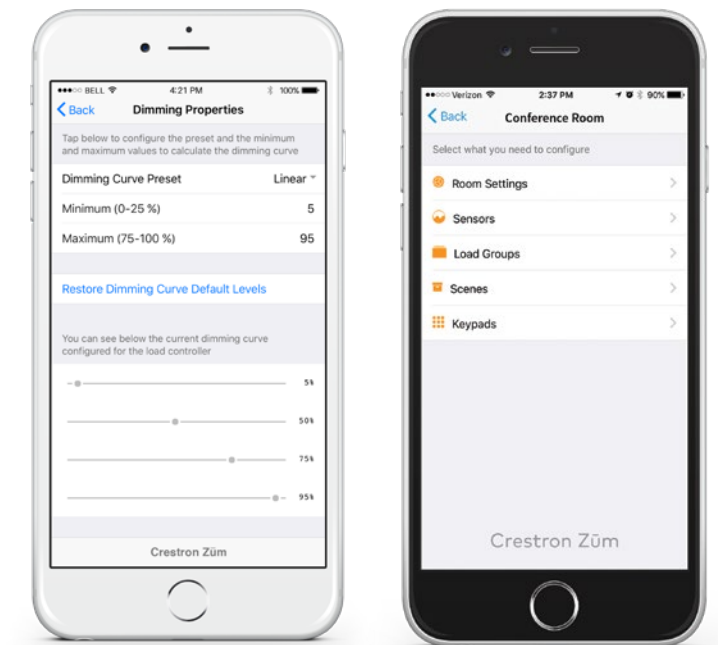
Product Image	BB Block	Model Name	Description
		GLNET-ZUM	Main system control with time clock, demand response and BACnet interface, supports 1000 spaces
		ZUMNET-GATEWAY	POE Gateway – supports 50 spaces
		CLP-HUB-SW-POE-5	Ethernet network distribution panel
		ZUMMESH-NET-BRIDGE	Network bridge

Apps for Zūm

Zūm Setup App

With the app, installers can set scenes and set up sensors. No programming is required when the controls are literally in hand!

Download now!



Crestron is lighting control

See what Crestron can do for you.

Contact us anytime for design assistance at [888-330-1502](tel:888-330-1502) • clcdesign@crestron.com

ASHRAE 90.1-2016 Design Guides

[Education ASHRAE 90.1-2016 Solutions \(8292A\)](#)

[Healthcare ASHRAE 90.1-2016 Solutions \(8295A\)](#)

[Hospitality ASHRAE 90.1-2016 Solutions \(8304A\)](#)

[Office ASHRAE 90.1-2016 Solutions \(8301A\)](#)

[Restaurants ASHRAE 90.1-2016 Solutions \(8307A\)](#)

[Retail ASHRAE 90.1-2016 Solutions \(8298A\)](#)

IECC 2015 Design Guides

[Education IECC 2015 Solutions \(8291A\)](#)

[Healthcare IECC 2015 Solutions \(8294A\)](#)

[Hospitality IECC 2015 Solutions \(8303A\)](#)

[Office IECC 2015 Solutions \(8300A\)](#)

[Restaurants IECC 2015 Solutions \(8306A\)](#)

[Retail IECC 2015 Solutions \(8297A\)](#)

Title 24-2016 Design Guides

[Education Title 24-2016 Solutions \(8293A\)](#)

[Healthcare Title 24-2016 Solutions \(8296A\)](#)

[Hospitality Title 24-2016 Solutions \(8305A\)](#)

[Office Title 24-2016 Solutions \(8302A\)](#)

[Restaurants Title 24-2016 Solutions \(8308A\)](#)

[Retail Title 24-2016 Solutions \(8299A\)](#)

